

11th INTERNATIONAL CONFERENCE ON MODERN AND FOSSIL DINOFLAGELLATES  
17–21 July 2017, Bordeaux (France)

With the kind support of:



université  
de BORDEAUX




---

**5th Circular: DINO11**  
**Schedule, Fieldtrips, Workshops**  
**Last advices for travelling**

---

**Monday 17/07/2017**

---

**10h30-13h30: Onsite Registration (NB18 building, Allée Geoffroy St Hilaire, U Bordeaux, see the map [here](#))**

**13h30-14h: Welcome, DINO 11 opening talks. NB18 Amphitheater (NB18 building, Allée Geoffroy St Hilaire, U Bordeaux, see the map [here](#))**

14h-14h20: How sequence data will drive systems thinking of dinoflagellate biology. JANOUSKOVEC, Jan

14h20-14h40: Diversity and taxonomy of benthic *Prorocentrum* species in Anse Dufour, Martinique Island (Caribbean Sea). CHOMÉRAT, Nicolas et al.

14h40-15h: From the phylogeography of the *Prorocentrum lima* complex to the morphospecies concept in *P. lima* sensu stricto and *P. arenarium*. LAZA-MARTÍNEZ, Aitor et al.

15h-15h20: *Heterocapsa triquetra* sensu Stein - plate pattern clarification and nomenclatural issues. HOPPENRATH, Mona et al.

15h20-15h40: Reclassification, distribution and genetic diversity of *Cochlodinium geminatum* (= *Polykrikos geminatum*). Hu Zhangxi et al.

15h40-16h: Cryptic diversity within the harmful dinoflagellate *Akashiwo sanguinea* in coastal Chinese waters is related to differentiated ecological niches. GU, Haifeng et al.

**Coffee break (16h-16h30) - Poster**

16h30-16h50: Repeated diatom capture in dinophytes hosting a tertiary endosymbiont (Kryptoperidiniaceae, Peridiniales). ZERDONER CALASAN, Anze et al.

16h50-17h10: Cyst-theca relationships in dinoflagellates – Wall and Dale revisited. LEWIS, Jane M.

17h10-17h30: A novel morpho-molecular analysis of Podolampadaceans: are morphological concepts supported by phylogenetics? MERTENS, Kenneth N. et al.

17h30-17h50: DinoREF: an updated and curated dinoflagellate (Dinophyceae) reference database for the 18S rRNA gene region. MORDRET, Solenn et al.

**18h-18h30: Poster session**

**18h30-19h30 Keynote: The evolution of toxin synthesis in dinoflagellates, MURRAY, Shauna**

**19h30: Icebreaker, Welcome reception (NB18 building, Allée Geoffroy St Hilaire, U Bordeaux, see the map [here](#))**

**Tuesday 18/07/2017**

---

*Talks will take place in the NB18 Amphitheater, see campus map [here](#).*

8h-8h20: Evolution of sea surface conditions in northeastern Baffin Bay during the Holocene based on dinoflagellate cyst assemblages – Preliminary results. CARON Myriam et al.

8h20-8h40: Paleoceanographical conditions of North Pacific Ocean during the Pliocene based on organic-walled dinoflagellate cysts. ZORZI, Coralie et al.

8h40-9h: A new centennial scale Holocene dinoflagellate cyst record from Vancouver Island (British Columbia, Canada). GURDEBEKE, Pieter R. et al.

9h-9h20: A cool Last Interglacial Period in the SW Pacific, evidence from new dinocyst records. MARRET, Fabienne et al.

9h20-9h40: Paleoproductivity changes over the last 30ky in the NW Moroccan margin as reconstructed from palynological (dinocyst) and stable isotopic tracers. PENAUD, Aurélie et al.

9h40-10h: Palynological records of the last million years in the Central North Atlantic Ocean, IODP Site 303-U1304. RADI Taoufik & DE VERNAL Anne

**Coffee break (10h-10h30) - Poster**

10h30-10h50: Dinoflagellate cysts in deep-sea sediment traps around the northern North Atlantic: implications for paleoceanography. DALE, Barrie & DALE, A. L.

10h50-11h10: Modern Analogue Technique at test in the South Italian Region – a 300 year record. ZONNEVELD, Karin A.F & SICCHA, Michael (ENDING session 2.1.)

11h10-11h50: Aspects of Mesozoic dinoflagellate cyst palaeobiology. RIDING, James B. **Introductory talk to session 2.2**

11h50-12h10: The dinoflagellate cysts of the Bajocian GSSP (Middle Jurassic) at Cabo Mondego, Lusitanian Basin, Portugal. CORREIA, Vânia F. et al.

12h10-12h30: Dinocyst biostratigraphy of the southeastern US, selections from Cretaceous to Quaternary. EDWARDS, Lucy E.

**12h30-14h: Lunch and poster session**

14h-14h20: New Dinophysoid-related dinoflagellates from the Central Equatorial Pacific. CARBONELL-MOORE, Consuelo

14h20-14h40: Taxonomic reinvestigation of type species *Dinophysis acuta* Ehrenb. and *Dinophysis* s. s. (Dinophysales). ZINSSMEISTER, Carmen et al. (ENDING session 1.1.)

14h40-15h: Palynological study of sediments associated to cold-water coral carbonate mounds in the moroccan atlantic and mediterranean margins (MD194/eurofleet-gateway oceanographic cruise). RACHID J. et al.

15h-15h20: Developing new approaches for the harmful dinoflagellate diversity studies and management of their toxic blooms. PENNA, Antonella et al.

15h20-15h40: Different life cycle strategies of the dinoflagellates *Fragilidium duplocampanaeforme* and its prey *Dinophysis acuminata* may explain their different susceptibilities to the infection by the parasitoid *Parvilucifera infectans*. LEE, Bora & PARK, Myung G

15h40-16h: Metabolomic differences between modern and ancient dinoflagellates in phosphorous-limited culture conditions. SIANO, Raffaele et al.

**Coffee break (16h-16h30) -Poster**

16h30-16h50: Transcriptomic analyses of *Scrippsiella trochoidea* revealed processes regulating encystment and dormancy in the life cycle of dinoflagellates, with a particular attention to the role of abscisic acid. Deng Yunyan (/Tang Ying Zhong) et al. (ENDING session 1.2.)

16h50-17h10: Benthic Harmful Algal Blooms of *Ostreopsis fattorussoi* in Beirut, Lebanon (Eastern Mediterranean) in relation with environmental factors. AÇAF, Laury et al.

17h10-17h30: Physiological responses of the toxic dinoflagellate *Ostreopsis* cf. *ovata* to the allelopathic effect of three macrophytes species. BEN GHARBIA, Hela et al.

17h30-17h50: Distribution and abundances of benthic toxic dinoflagellates in French West Indies. BOISNOIR, Aurélie et al.

**18h-18h30: Poster session**

**18h30-19h30 Keynote: Pliocene Nordic Seas surface circulation and sea ice evolution. DE SCHEPPER, Stijn**

**Wednesday 19/07/2017**

*Talks will take place in the NB18 Amphitheater, see campus map [here](#).*

8h-8h20: Freshwater dinoflagellate ecology determined from 40-lake calibration set in the Experimental Lakes Area in northwest Ontario, Canada. DANESH, Donya et al.

8h20-8h40: What are the main environmental factors determining recurrent blooms of the neurotoxic *Alexandrium pacificum* Litaker sp. nov (Group IV) in a Mediterranean ecosystem ? LAABIR, Mohamed et al.

8h40-9h: Heterotrophic marine palynomorphs were dominant in tropical coastal shallow water sediments in Southeast Asia. MATSUOKA Kazumi et al.

9h-9h20: Interplay among mixotrophy, allelopathy, and parasitism: a case study of the mixotrophic ciliate *Mesodinium rubrum*, the mixotrophic dinoflagellates *Dinophysis* spp. and *Fragilidium duplocampanaeforme*, and the parasitoid *Parvilucifera infectans*. PARK, Eunkyung et al.

9h20-9h40: Dinoflagellate HAB-complex in the north-western Arabian/Persian Gulf. POLIKARPOV, Igor et al.

9h40-10h: Particularities of dinomitosis pattern in different dinoflagellates. BERDALET, Elisa et al.

### Coffee break (10h-10h30) - Poster

10h30-10h50: New records of benthic dinoflagellates (Dinophyceae) from the Canary Islands: consequence of the global change? SOLER-ONÍS, Emilio et al.

10h50-11h10: Benthic dinoflagellates ecology: Testing the Artificial Substrate Method across environmental gradients. ZABALA, F. Juan et al. (ENDING session 1.3.)

11h10-11h30: A new *Gonyaulax* species causing a red tide in the tropical Mexican Pacific, *Gonyaulax undistortata* nov. sp.. HERNÁNDEZ BECERRIL David U. et al.

11h30-11h50: Characterisation and comparison of toxin-producing isolates of *Dinophysis sacculus* and *D. acuminata* from Arcachon Bay. SÉCHET, Véronique et al. (ENDING session 1.4.)

11h50-12h10: Phycological and palynological evidence of marine – freshwater transition in the family Thoracosphaeraceae. McCARTHY, Francine M.G. et al. (ENDING session 1.5.)

12h10-12h30: Studies of dinoflagellate cysts and ecological importance in and around the seas of Turkey. AYDIN, Hilal et al.

### 12h30-14h: Lunch and poster session

14h-14h20: L'intérêt des kystes de Dinoflagellés pour la datation des terrains mésozoïques et la reconstitution des paléoenvironnements. Le domaine rifain, le Maroc Nord Oriental et la marge atlantique marocaine. HSSAIDA Touria

14h20-14h40: Lithostratigraphic problem solving with dinoflagellate cysts. An example from the Netherlands: Updated and revised (Miocene-Early Pliocene) stratigraphic framework of the Breda Formation. MUNSTERMAN, Dirk K et al.

14h40-15h: Cretaceous dinocysts as paleoenvironmental reconstruction tool. The Aptian in the Southern Provence Basin (SE France). SANCHEZ-PELLICER, Raquel et al.

15h-15h20: Revisiting the Ypresian Kallo record (North Sea Basin), a dinoflagellate cyst analysis of an Eocene hyperthermal (ETM-2) interval. STEEMAN, Thomas et al.

15h20-15h40: Taxonomic review of selected dinocysts from the Middle to Late Jurassic of the Bonaparte Basin, Western Australia. VITACCA, Jesse et al.

15h40-16h: Biostratigraphic correlation of the western and eastern margins of the Labrador – Baffin Seaway. NØHR-HANSEN, Henrik et al.

### Coffee break (16h-16h30) - Poster

16h30-16h50: Organic-walled dinoflagellate cysts as indicator of sea-surface salinity in the subpolar Late Cretaceous Greenland-Norwegian Seaway. RADMACHER, Wieslawa et al.

16h50-17h10: Which early Palaeozoic acritarchs might be dinoflagellate cysts? SERVAIS, Thomas et al.

17h10-17h30: New gonyaulacacean dinoflagellate cysts from the Late Miocene (Tortonian). SOLIMAN Ali & James B. RIDING

17h30-17h50: Dinoflagellate cyst stratigraphy and paleoecology of the Upper Miocene–Pliocene, Rees Borehole, Northern Belgium. AL-SILWADI, Saif et al. (ENDING session 2.2. to 2.4)

### 18h-18h30: Poster session

**18h30-19h30: Keynote: Dinoflagellate evolution: a fossil perspective with modern overtones, FENSOME, Robert A. et al.**

**20H30: Gala dinner. Chateau Luchey-Alde (see <http://luchey-halde.com/fr/chateau-pessac-leognan/>)**

## Thursday 20/07/2017

*Talks will take place in the NB18 Amphitheater, see campus map [here](#).*

8h-8h20: First record of cellulosic resting cysts of the benthic dinoflagellate *Prorocentrum leve* in a natural reservoir in Gujan-Mestras, Gironde, France. MERTENS, Kenneth N. et al.

8h20-8h40: Late Cretaceous (Cenomanian to Campanian) dinoflagellate assemblages, paleoproductivity signals and carbon isotope data from the Kanguk Formation, Sverdrup Basin, Nunavut, Canada. FROUDE, Gregory P. et al.

8h40-9h: Selective dinoflagellate cyst degradation in Madeira Abyssal Plain (MAP) turbidites in an organic and inorganic geochemical context. VERSTEEGH, Gerard J. M. et al. (ENDING session 2.5.)

9h-9h20: The status of dinocysts in the use of multiproxy approaches for reconstructing sea-surface conditions in late Quaternary sediments of mid-high latitudes of the Northern Hemisphere. DE VERNAL, Anne et al.

9h20-9h40: Long-term climate and ocean environment reconstruction based on pollen and organic walled dinoflagellate cysts in western South Atlantic Ocean during the last 73.000 years. GU Fang et al.

9h40-10h: Last Glacial-Holocene productivity reconstructions off Congo River from the revised tropical dinocyst-based modern database. HARDY William et al.

#### Coffee break (10h-10h30) - Poster

10h30-10h50: Regional seesaw between North Atlantic and Nordic Seas during the last glacial abrupt climatic events. WARY Mélanie et al.

10h50-11h10: Organic walled dinoflagellate cysts distribution in the sediments of northeast Persian Gulf. HOSSEINI Araghy, Hesameddin

11h10-11h30: Distribution of modern dinocysts in relation to sea-surface conditions in the High Arctic Wandel Sea shelf, eastern North Greenland. LIMOGES, Audrey et al.

11h30-11h50: Anthropogenic eutrophication overlapping natural climate variability over the last 150 years: palynological evidences (Bay of Brest, NW France). LAMBERT Clement et al.

11h50-12h10: Dinoflagellate cyst production in the Cariaco Basin: a 12 year-long sediment trap study. BRINGUÉ, Manuel et al.

12h10-12h30: Dual taxonomy and nomenclature in dinoflagellate cysts: history, present status, and challenges of molecular phylogeny. HEAD, Martin J. et al.

#### 12h30-14h: Lunch and poster session

14h-14h20: Diversity and distribution of dinoflagellate cysts in Arctic fjords from Greenland, with focus on sea-ice associated species. RIBEIRO, Sofia et al. (ENDING session 2.6.)

14h20-14h40: Dinoflagellate cysts – an important component of aquatic “seed banks”. ELLEGAARD, Marianne & RIBEIRO, Sofia

14h40-15h: Assessing the impact of the 1989 Exxon Valdez oil spill on phytoplankton in Prince William Sound (Alaska, USA) through the use of dinoflagellate cysts preserved in the sedimentary record. GENEST, Maximilien et al.

15h-15h20: Dinocysts as proxy off sea ice conditions in the Arctic? Preliminary results of a new method to estimate sea ice condition. KUCHARSKA Malgorzata et al.

15h20-15h40: Dinoflagellate cyst production in the presence/absence of sea ice cover in the Beaufort Sea (Arctic Ocean): one year sediment trap record. POSPELOVA, Vera et al.

15h40-16h: Cyst-theca relationship and molecular data of three cysts from the Gulf of St. Lawrence (Canada). ROCHON, André et al.

#### Coffee break (16h-16h30) - Poster

16h30-16h50: Transport and preservation of organic-walled dinoflagellate cysts in nepheloid layers off Cape Blanc (N-W Africa). ZONNEVELD, Karin A.F. et al. (ENDING session 1.6.)

#### 17h-18h30: AWARDS, Next dino. Meeting information, closure of the meeting. Workshop Introduction

#### Friday 21/07/2017

---

8h-10h Workshops (NB18, B16, [map here](#))

10h50-13h Workshops (NB18, B16, [map here](#))

13h-18h Workshops /or Fieldtrips



#### Workshops

Four workshops/ round-table discussions are planned during DINO11 on Friday 21 between 8 AM and 13 PM. The organization will be led by Kenneth Neil Mertens (except **Workshops 1B**, led by Mélanie Wary, contacts: [kenneth.mertens@ifremer.fr](mailto:kenneth.mertens@ifremer.fr) or [m.wary@epoc.u-bordeaux1.fr](mailto:m.wary@epoc.u-bordeaux1.fr)). Please note that small additional fees (lunches and coffee breaks) may apply to these workshops.

**Workshops 1A and 1B will run in parallel 8 am to 10 am and 2A and 2B will run in parallel from 10 am to 1 pm.**  
**Summary of their topics: 1A (dual nomenclature); 1B (modern databases); 2A (plankton/benthic); 2B (fossils)**



## Fieldtrips and their definitive dates:

### - Friday, 21 July 2017 (afternoon):

The minimum number of participants is 20 people for each of the fieldtrip. **So, please, book your place as soon as possible and before the 20st of June 2017** sending an e-mail at the following respective address (see below).

#### Excursion on

#### ***“Geology and Bordeaux Wines (AOC Margaux)”***

Friday July 21<sup>st</sup> from 1.00 pm to 7.00 pm



**Fieldtrip Leader and Organization:** Jean-Pierre TASTET

Emeritus Professor, University of Bordeaux & CAP Terre, [www.cap-terre.org](http://www.cap-terre.org)

The geology of the Quaternary fluvial terraces, their relation with the Medoc and Margaux AOC (Appellation of Controlled Origin) vineyards will be demonstrated by field visits and illustrated by wine-tastings in one or two Châteaux. **The cost will be of 35€ including transport, visits and wine tasting.**

**Contact & Registration:** [jp.tastet@perpetuum.fr](mailto:jp.tastet@perpetuum.fr)

#### Excursion on

#### ***“Oysters and gold wine across the Cenozoic”***

Friday July 21<sup>st</sup> from 1.00 pm to 7.00 pm



**Fieldtrip Leader and Organization:** Frédérique EYNAUD

Visiting the exceptional Miocene oyster deposits of the village of Sainte-Croix Du Mont and tasting the famous wine of the Chateau Loubens. 30 places. Cost: will depend on the number of participants (maximum 50 euros/per person). **The cost will include transport, visits and wine tasting.**

**Contact & Registration:** [frederique.eynaud@u-bordeaux.fr](mailto:frederique.eynaud@u-bordeaux.fr)

#### Excursion on

#### ***“A dive into Miocene shallow waters”***

Friday July 21<sup>st</sup> from 1.00 pm to 7.00 pm



**Fieldtrip Leader and Organization:** Laurent Londeix

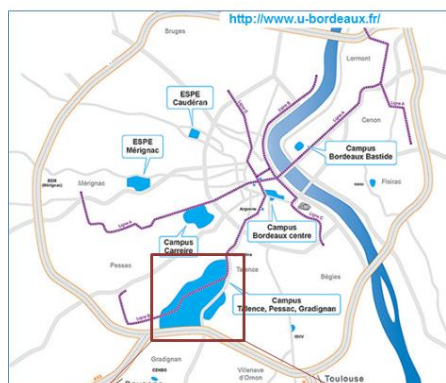
Visiting the geological sites of the historical Burdigalian and Aquatanian stratotypes (<http://www.reserves-naturelles.org/geologique-de-saucats-et-la-brede>). 40 places. **The cost will include transport, visits and wine tasting.**

**Contact & Registration:** [laurent.londeix@u-bordeaux.fr](mailto:laurent.londeix@u-bordeaux.fr)



## Last advices for your arrival

 **Travel information:** please visit our webpages <http://laplf.org/dino11/travel%20information.htm> and **Accommodation:** <http://laplf.org/dino11/accommodation.htm>






The meeting will take place on the Campus of the University of Bordeaux (B18N Amphitheater). This campus is spread out over 5 km mainly in the small towns of Talence and Pessac within the Bordeaux agglomeration (<http://www.u-bordeaux.fr/Vie-des-campus/Services-numeriques/Cartographie-des-campus/Cartes-interactive/Campus-Talence-Pessac-Gradignan>).

**Visas** Participants need to ensure that they have the proper travel documents and visas to enter France. [See required documents here](#).

---

**Joining the site (Batiment NB18, Université de Bordeaux, ALLEE GEOFFROY SAINT HILAIRE, 33615 PESSAC CEDEX) by public transports:** see <https://www.infotbm.com/en>,

BUS lines (from Bordeaux center) :  or 

TRAM line B  (*Francois Bordes STOP*, more details here <https://www.infotbm.com/en/timetable/B/stoparea/TBT3736/backward/2017/02/03>)

## HOTEL booking

Bordeaux has been ranked 1<sup>st</sup> city to go in “the 17 destinations for 2017” by the Los Angeles Times, see: <http://www.latimes.com/travel/la-tr-17-places-2017-20170101-htmstory.html#>. It means that many additional people will visit Bordeaux this year! **Thus, the earlier you book your hotel the better it will be.** Please see some hotel recommendations: <http://laplf.org/dino11/accommodation.htm>  
Do not hesitate to contact us for further advice.