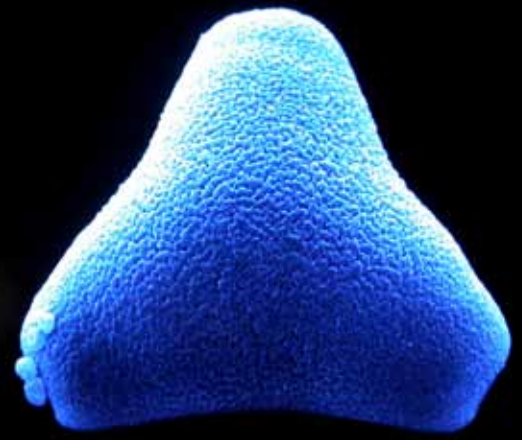



AASP- THE PALYNOLOGICAL SOCIETY



Macadamia vieillardia
by D.M. Jarzen and M.E. Dettmann



NEWSLETTER



December 2013
Volume 46, Number 4



AASP-TPS NEWSLETTER

Published Quarterly by AASP - The Palynological Society

December 2013 Volume 46, Number 4

Updated list of AASP-TPS awardees	-2-
2013-2014 Board of Directors and upcoming deadlines	-3-
President's letter	-5-
Managing editor's report	-10-
Overview of AASP-TPS awards	-12-
San Francisco AASP-TPS awardees	-13-
San Francisco AASP-TPS student travel awardees	-19-
Future AASP-TPS Scholarship	-20-
A book review by David Jarzen	-23-
Donation form to the foundation	-25-
A book review by Reed Wicander	-26-
New AASP-TPS publication	-28-
A review of the Cretaceous meeting in Turkey	-29-
Shell lecture series in South Africa	-31-
Obituaries	-32-
AASP-TPS Annual Meeting 2014 in Mendoza	-34-
Studentship Announcement	-36-
Thank you to Reed Wicander for 28 years of service!	-37-
Vote for the location of DINO11: Bordeaux or Bremen?	-38-



A.A.S.P.

The Palynological Society

The American Association of Stratigraphic Palynologists, Inc. - AASP-The Palynological Society - was established in 1967 by a group of 31 founding members to promote the science of palynology. Today AASP has a world-wide membership of about 800 and is run by an executive comprising an elected Board of Directors and subsidiary boards and committees. AASP welcomes new members.

The AASP Foundation publishes the journal *Palynology* (biannually), the AASP Newsletter (quarterly), and the AASP Contributions Series (mostly monographs, issued irregularly), as well as several books and miscellaneous items. AASP organises an Annual Meeting which usually includes a field trip, a business luncheon, social events, and technical sessions where research results are presented on all aspects of palynology.

AASP Scientific Medal recipients

Professor William R. Evitt (awarded 1982)
Professor William G. Chaloner (awarded 1984)
Dr. Lewis E. Stover (awarded 1988)
Dr. Graham Lee Williams (awarded 1996)
Dr. Hans Gocht (awarded 1996)
Professor Svein B. Manum (awarded 2002)
Professor Barrie Dale (awarded 2004)
Dr. David Wall (awarded 2004)
Dr. Robin Helby (awarded 2005)
Dr. Satish K. Srivastava (awarded 2006)
Professor Estella B. Leopold (awarded 2013)

AASP Honorary Members

Professor Dr. Alfred Eisenack (elected 1975)
Dr. William S. Hoffmeister (elected 1975)
Professor Leonard R. Wilson (elected 1975)
Professor Knut Faegri (elected 1977)
Professor Charles Downie (elected 1982)
Professor William R. Evitt (elected 1989)
Professor Lucy M. Cranwell (elected 1989)
Dr. Tamara F. Vozzhennikova (elected 1990)
Professor Aural T. Cross (elected 1991)
Dr. Robert T. Clarke (awarded 2002)
Professor Vaughn Bryant (awarded 2005)
Professor Alfred Traverse (awarded 2005)
Professor Bernard Owens (awarded 2011)
Dr. John E. Williams (awarded 2013)
Paul W. Nygreen (awarded 2013)

AASP Board of Directors Award recipient

Dr. Robert T. Clarke (awarded 1994)

Teaching medal recipients

Professor Aural T. Cross (awarded 1999)
Professor Alfred Traverse (awarded 2001)
Professor Bill Evitt (awarded 2006)
Professor Vaughn M. Bryant (awarded 2013)

AASP Distinguished Service Award recipients

Dr. Robert T. Clarke (awarded 1978)
Dr. Norman J. Norton (awarded 1978)
Dr. Jack D. Burgess (awarded 1982)
Dr. Richard W. Hedlund (awarded 1982)
Dr. John A. Clendening (awarded 1987)
Dr. Kenneth M. Piel (awarded 1990)
Dr. Gordon D. Wood (awarded 1993)
Dr. Jan Jansonius (awarded 1995)
Dr. D. Colin McGregor (awarded 1995)
Professor John H. Wrenn (awarded 1998)
Professor Vaughn M. Bryant (awarded 1999)
Dr. Donald W. Engelhardt (awarded 2000)
Dr. David T. Pocknall (awarded 2005)
Dr. David K. Goodman (awarded 2005)
Professor Owen K. Davis (awarded 2005)
Dr. Thomas Demchuk (awarded 2009)



AASP-TPS NEWSLETTER

Published Quarterly by AASP - The Palynological Society

December 2013
ISSN 0732-6041

Volume 46, Number 4
Sophie Warny, Editor

BOARD OF DIRECTORS

President	Lanny Fisk
Past President	Ian Harding
President Elect	Jennifer M.K. O'Keefe
Secretary/Treasurer	Thomas Demchuk
Managing Editor	James Riding
Webmaster	Mohamed Zobaa
Newsletter Editor	Sophie Warny
Directors at Large	Guy Harrington
	Pi Willumsen
	Fabienne Marret
	Iain Prince

AASP NEWSLETTER CORRESPONDENTS

Niels E. Poulsen and Pi Willumsen	Nordic Countries
James B. Riding	United Kingdom
David M. Jarzen	United States
Naresh Mehrotra	India
Petra Mudie and Elena Marinova	Black Sea region
Philippe Steemans	French-speaking Belgium
Stephen Louwye	Flemish-speaking Belgium
Annette E. Götz	South Africa

AASP BOOK REVIEW EDITOR

Reed Wicander, reed.wicander@cmich.edu

AASP WEBMASTER

Mohamed Zobaa, mohamed.zobaa@fsc.bu.edu.eg, website: <http://www.palynology.org>

AASP NEWSLETTER EDITOR

Sophie Warny, swarny@lsu.edu, Department of Geology and Geophysics & Museum of Natural Science, Louisiana State University, E235 Howe Russell Geoscience Complex, Baton Rouge, LA 70803, USA.

The AASP-TPS Newsletter is published four times annually. Members are encouraged to submit articles, "letters to the editor," technical notes, meetings reports, information about "members in the news," new websites and information about job openings. Every effort will be made to publish all information received from our membership. Contributions which include photographs should be submitted two weeks before the deadline.

Deadline for submission for the next issue of the newsletter is **FEBRUARY 15**. All information should be sent by email. If possible, please illustrate your contribution with art, line drawings, eye-catching logos, black & white photos, colour photos, etc. **We DO look forward to contributions from our membership.**



Peace, Love and Palynology

A message from our new president



I can't believe that it has been over a month since many of us got together in San Francisco for the 46th annual meeting and the coronation of a new president – me. Yeah, that's a picture of me below at the Ice Breaker Reception. I have not yet fully unpacked and am far from ever catching up on e-mail correspondence. At the height of the chaos in the last three days before

leaving for San Francisco, I was receiving more than 220 e-mails per day. I can assure you that at that rate (nearly 10 e-mails per hour), it is impossible to keep up with the information flow.

Thanks much to all of you for allowing me the truly great privilege of representing you as your President during the coming year and thanks to all Past Presidents and in particular Past President Ian Harding for keeping the AASP (now AASP-The Palynological Society) ball rolling. It feels good becoming President of an organization that is rolling along so smoothly, with strong financials (Thanks to our over-worked Secretary/Treasurer Thomas Demchuk), membership enthusiasm (It's all your fault!), and exciting plans for the future (More about this topic later). Both expectations and enthusiasm are high – much like much of San Francisco was in the '60s and '70s. I know some Past Presidents are envious, because they had to work their butts off during their tenure to get us where we are today. And, I say **Thanks** to each and every one of them. Rather than continually putting out fires and battling storms, thanks to their hard work, I can concentrate on answering the question: What can I do during my tenure to make the organization even better?

Every President should have clearly stated goals and objectives. Following the advice to **Keep It Simple and Specific (KISS)** – sorry if you thought the

last S stood for Stupid; I'm not agreeing to that!), as AASP-TPS President, I have only one goal: To Keep the Ball Rolling. In my opinion, the organization is rolling in the right direction, down the right path, and even gaining speed; my goal is only to keep it on course during my tenure. To be more specific, I have the following six objectives (some real, some farcical); your mission (should you agree to accept it) is to sort out which is real and which is farcical.

1. To chose an official theme song for the organization.

Every organization needs a theme song, to lead the parade, to sing over brews (or wine if you prefer), to keep you awake at the microscope. I suggest "*Blowin' in the Wind*", a folk song written by Bob Dylan in 1962 (only five years before the emergence of AASP), but certainly made famous by Peter, Paul, and Mary, the most popular folk trio of the '60s and '70s. Although "*Blowin' in the Wind*" has been described as a protest song, it poses a series of rhetorical questions about peace, war, and freedom. The refrain "The answer, my friend, is blowin' in the wind" (Are you singing?) has been described as "im-

penetrably ambiguous: either the answer is so obvious it is right in your face, or the answer is as intangible as the wind". In 1999, this song was inducted into the Grammy Hall of Fame and in 2004, it was ranked #14 on the Rolling Stone magazines list of the "500 Greatest Songs of All Time." To me, "blowin' in the wind" is a perfect description of airborne, wind-blown, or anemophilous pollen and spores – the kind most of us study as palynologists. I was going to



Above top: Transfer of presidential power from Ian Harding to Lanny Fisk (photo by S. Warny).

Middle: We are loving the very groovy look of past-president Ian Harding (photo V. Bryant, modified by S. Warny)

Above bottom: Two of the meeting organizers, Lanny Fisk and Joyce Lucas-Clark (photo by V. Bryant).



formally propose this theme song nearly 40 years ago, but hesitated because I did not want to offend my friends who were dinoflagellate specialists. Dinoflagellates don't blow in the wind, Stupid! Oh, but they do, mate! Low and behold, at the San Francisco meeting there was an abstract entitled "*Blowin' in the wind... 100 Ma old dinoflagellate trapped in resin*" by three French palynologists J. Dejax, E. Masure, and G. De Ploëg. My fears now relieved of offending a fellow palynologist, as one of my first duties as President I hereby formally propose that the AASP-TPS official theme song be "*Blowin' in the Wind*". Do I hear any other nominations? Hearing none, I hereby declare that we'll take a wait and see attitude on this issue. In other words, I'll wait to see your attitude! Real or farcical? What do you think?

2. **To do more to encourage student memberships, awards, and attendance at meetings.** I'll provide more thoughts on this later.
3. **To do more to recognize the contributions to this organization from the "older crowd"** – especially those who have supported the organization for more than 25 years. Some of whom have sweat blood for this organization and spent far too many long hours on AASP business, more hours than we want to admit because we are ashamed for their mistreatment and feel guilty for asking them to give even more. These near superhuman efforts to keep the organization afloat during hard times or helping the organization grow when it was floundering, must be recognized. Anyone who has had their oar in the palynological waters for more than 25 years as an AASP member has contributed significantly to this organization's success. While we have smooth sailing, it's time

to take them off their ration of hardtack and give them the recognition they deserve. Let them stand on the deck and feel the sun. Wine and cheese for everyone of these hardworking blokes! Stay tuned to a Newsletter near you for further updates on this objective as well.

4. **To plan for the 50th anniversary year of the organization, starting in 2017 and ending with our annual meeting in 2018.** I propose that the 50th anniversary meeting be held where else but where it all began -- in Baton Rouge, Louisiana? I suggest the theme "*Back to the Future*" with the recognition that it is the past that has set the stage for our future. So, let's review the last 50 years of palynology. What was the science actually like in 1967-1968? What did we know then? What *didn't* we know then? What have we learned since? Where do we need to look for future advances? I'll save this topic for my last President's letter, just before I turn over the gavel and Robert's Rules of Order to our newly crowned queen bee Jennifer O'Keefe as President Elect. Congratulations Jen.
5. **To help organize a successful 46th annual meeting.** Mission accomplished, in my humble opinion.
6. **To increase the membership to at least 500.** If each current member recruited just one other person, our membership would double. Please help us reach this goal.

It wasn't the largest and probably not even the best (I can recall some great ones from the past!), but in my totally unbiased but nonetheless tongue-in-cheek opinion, **Peace, Love and Palynology** (aka San Francisco 2013) was a huge success in many ways. The Organizing Committee promised that the 46th Annual



Top: Group picture of attendees (photo by Thomas Demchuk).
Bottom: A few of the conference luncheon European participants.



nation like San Francisco, it still felt more like we were paying extortion. We had to pay \$3,000 to set up our own website to host meeting information and allow for registrations and hotel room reservations. AV equipment rental was \$4,000, poster board rental \$3,000, transportation costs \$5,500, etc., etc. When meeting on a university campus, most of these expenses are never seen, but when meeting in downtown San Francisco, it's a different story, Man. Consequently, registration fees were high compared to most recent AASP-TPS

Meeting of AASP-The Palynological Society would be *memorable*, and they made good on their promise. The greatness of the meeting was I think largely due to three things: 1) the extraordinary hard work of the Organizing Committee (Thanks again to each of you!), 2) the financial support of all of our sponsors (Please accept our sincere appreciation for your generous help), and 3) holding the meeting jointly with Dino10, Canadian Association of Palynologists, Commission Internationale de la Microflore du Paléozoïque, and the North American Micropaleontology Section of SEPM. **The meeting was attended by 183 persons** (175 regular registrants, plus 8 invited guests) – more than three times larger than some recent annual meetings of AASP-TPS alone. Thanks in large part to our *much appreciated sponsors* (see following page), coupled with some frugality on the part of the Organizing Committee, we were able to close the books on the meeting with some cash left over that can be used as “seed money” for future meetings. This despite the fact that expenses for the meeting were exorbitantly high. Although they were expected for a tourist desti-



meetings. Still, many registrants said that the meeting was well worth the price paid for admittance.

Without the generous help of our sponsors (Saudi Aramco, Shell, ConocoPhillips, etc.), registration fees would have had to been doubled. We are also extremely appreciative of smaller donations (\$500-\$1,000) from small consulting firms – a significant



Top: View of the San Francisco Golden Gate Bridge, without fog, with I. Prince, K. Ruckwied, S. Warny and A. Götz

Middle: Wine tasting in Napa Valley, with F. Marret, J. Riding, I. Harding, P. Bijl and C. Jaramillo (photo by S. Warny).

Bottom: Napa Valley field trip group picture... in diatomites... but we will remind diatomists that there is no wine without pollen!



change from previous meetings and one we should encourage in the future.

At least **twenty one (21) countries were represented** by one or more delegates at the meeting. Next to the USA, the highest number of registrants were from Canada (naturally), followed in order by UK, China, Germany, Belgium, Netherlands, Mexico, and Saudi Arabia. When I looked at that sea of faces rushing between sessions, I could only say: “Wow; *this truly is an international organization.*”

Students made up nearly 25% of those in attendance and they contributed hugely to the success of the meeting. Some students came long distances and without financial aid. Some gave more than one oral presentation or poster. In all, there were **100 oral presentations and 48 posters** representing the best of the best research in palynology from around the globe. What a show!! The science was mind bogling; the presentations were mind blowing.

Even the weather cooperated for the dinner cruise around San Francisco Bay. The two previous evenings the fog was so thick in San Francisco that you could barely see your hand in front of your face, but for the dinner cruise Tuesday evening the fog lifted, allowing us to see the Bay Bridge, Alcatraz, shoreline cities, and even the Golden Gate Bridge (well, at least the bottom half!). The weather was pleasant also on both field trips – pre-conference Napa Valley and post-conference Sierra Gold Country. The numerous positive statements we received about the field trips were really appreciated, as were your not mentioning the long drives between rest stops and the bus break down (of course!). The scenery was great, the wine was pleasant, but the camaraderie was excellent.

An added feature at the 46th annual meeting -- a

contest “**Name It and Claim It**” -- was well received. This

contest was to name either or both a plush, stuffed toy pollen grain or dinoflagellate using Linnean binomial nomenclature. Entries had to be in full compliance with the Code of Botanical Nomenclature. The winners each day could claim as their prize the stuffed holotype specimen. The grand prize winner took home the holotype specimen *plus* \$100 cash. Judging was based on creativity and compliance with the Code. The grand prize winner was Lucy Edwards who named the grass-like, monoporate pollen grain *Fuzzipollenites rotundus* gen. and sp. nov. and referred this new taxon to the new family Fuzziaceae. She’ll probably be submitting a paper formally naming and describing this new taxon to the systematic section of our journal *Palynology* soon. Watch for it.



At the Business Luncheon Wednesday noon, more awards and honors were presented than at most previous annual meetings.

Estella Leopold was honored by a symposium in her name – the Leopold Cenozoic Palynology Symposium – and she received the AASP Medal for Scientific Excellence. Vaughn Bryant received the AASP Medal for Teaching Excellence. Paul Nygreen and John Williams both received Honorary Life Memberships. Paul, the first president of AASP,



Thank You Sponsors!

Platinum Sponsor (\$5,000+)

أرامكو السعودية
Saudi Aramco



Gold Sponsor (\$3,000+)



Silver Sponsors (\$1,000+)

ConocoPhillips



the Irf group, inc.
consulting paleontologists



Bronze Sponsors (\$500+)



attended the meeting, along with his wife and children.

The meeting was dedicated to the memory of William (Bill) R. Evitt. Bill's wife, two sons, and a daughter-in-law were present to enjoy the dedication given by

Barrie Dale as part of the opening ceremony. Barrie gave a masterful presentation of Evitt's professional career, sprinkled with personal anecdotes. Well done indeed, Barrie. And thanks from everyone for the memories.

The venue was the old (built in 1908) but well maintained Hotel Whitcomb in downtown San Francisco, only one block from the bronze plaque that reads "Heart of San Francisco". For those of you who were unable to attend the meeting, we missed you. The San Francisco 2013 meeting is now part of the past; but it was truly *memorable*.

Meeting Awards from San Francisco

Best Poster (All-comers)

Manuel Bringué (University of Victoria), Vera Pospelova (University of Victoria), and David B. Field (Hawaii Pacific University), High resolution dinoflagellate cyst record of decadal variability and 20th century warming in the Santa Barbara Basin, California

Student Poster Award

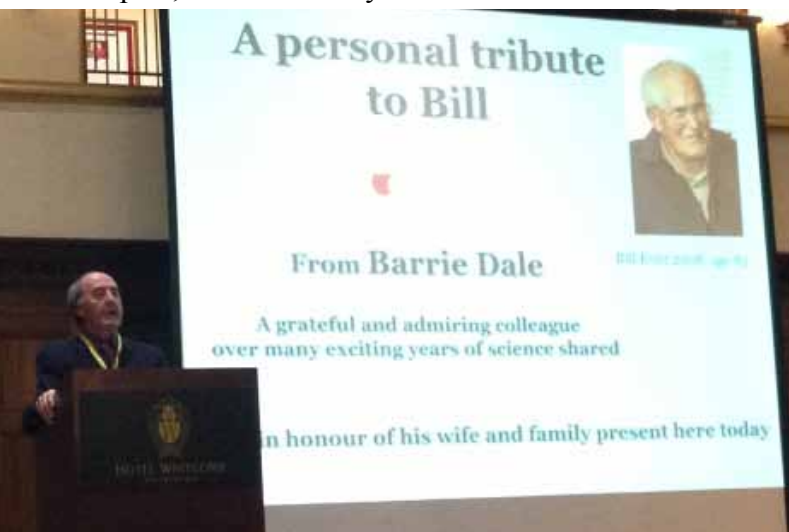
Honorable Mention: Pauline Terrice (Université du Québec à Rimouski; co-authors Andre Rochon and J.-P. Gagné), Chemical characterization of dinoflagellate cysts using Raman and infrared microspectroscopy

Bryant Student Poster winner: Auriélie Aubry (Université du Québec à Montréal; co-author Anne de Vernal), Paleooceanography of marine isotope stage 31 (ca. 1.07 Ma) in the Labrador Sea based on palynological, microfaunal and isotopic data

Student Oral Presentation

Honorable Mention: Audrey Limoges (Université du Québec à Montréal), "Importance of the Gulf of Mexico as potential refuge for late Cenozoic dinocyst species"

L.R. Wilson Award: Jan Hennisen (Univ. of Toronto), "Palynological and geochemical analysis of North Atlantic Circulation at the onset of late Cenozoic Northern Hemisphere Glaciation (ca. 2.78-2.52 Ma, MIS G9-100)"



Palynology Managing Editor's Report

The next issue of *Palynology*, Volume 37 Part 2, is now published online (see: <http://www.tandfonline.com/toc/tpal20/current>). The paper copies will be posted out later this month, i.e. well before the December Christmas rush. This part comprises 12 original articles (see the listing below). I have six articles already typeset for *Palynology* Volume 38, Part 1, all of which are available online. Clearly, there will be no difficulty in filling this part, which will be published in June 2014. I intend to use a chitinozoan on the front cover of Volume 38. There are several articles currently going through the various stages of the editorial process, and manuscript submission rates continue to be healthy.

Our contract with the publishers Taylor and Francis (T&F) will shortly come up for renewal. We are very pleased with our relationship with T&F; the new contract will be finalised in 2014, and will start on 1st January 2015. There is a possibility of increasing the frequency of publication of *Palynology* from 2015. T&F have made a proposal to expand the annual page budget from 350 pages per year to 420 pages per annum in 2015, and move to issuing a 140 page part every four months. This significant expansion would be largely financed by an increase in institutional/library subscriptions. The publishers have also proposed to allow every individual/student member to choose whether they receive the journal online only, or to retain online access plus hardcopies.

The online only option would potentially allow cost savings. At present, T&F charge us US\$28 per member per annum and everyone gets online and paper copies. The Board of Directors view this expansion as a very positive proposal, and that we should accept the offer if at all possible. This new scenario gives greater member value, and it increases the profile of the journal and our subject.

However, I will need more help in order to cope with the increase in page numbers. If negotiations go well and we accept the new terms, I propose to increase the Editorial Board from seven to around fifteen. Furthermore, from 2015, each member of the revamped Editorial Board should represent a certain palynological subdiscipline and will ideally solicit (?and/or write/co-author) one manuscript per year. This scenario should garner the extra copy we will need. If anyone would like to volunteer for the Editorial Board, please get in contact with me.

James B. Riding
Managing Editor – AASP – The Palynological Society
British Geological Survey
Keyworth
Nottingham NG12 5GG
United Kingdom
Tel: +44 (0)115 9363447
E-mail: jbri@bgs.ac.uk
15 November 2013

Papers in *Palynology* Volume 37, Part 2 (dated December 2013)

1. Via do Pico, G.M. and Dematteis, M. Pollen morphology and implications for the taxonomy of the genus *Chrysolaena* (Vernonieae, Asteraceae).
2. Ahmad, M., Bano, A., Zafar, M., Khan, M.A., Chaudhry, M.J.I. and Sultana, S. Pollen morphology of some species of the Family Asteraceae from the Alpine Zone, Deosai Plateau, northern Pakistan.
3. Rooney, A., Clayton, G. and Goodhue, R. The dispersed spore *Retusotriletes loboziakii* sp. nov., affiliated with the enigmatic Late Devonian alga *Protosalvinia* Dawson 1884.
4. Narváez, P.L., Mego, N. and Prámparo, M.B. Cretaceous cicatricose spores from north and central-western Argentina. Taxonomic and biostratigraphical discussion.
5. Novais, J.S. and Absy, M.L. Palynological examination of the pollen pots of native stingless bees from the Lower Amazon region in Pará, Brazil.
6. Danesh, D.C., McCarthy, F.M.G., Volik, O. and Drljepan, M. Non-pollen palynomorphs as indicators of water quality in Lake Simcoe, Ontario, Canada.
7. Quattrocchio, M.E., Martínez, M.A., Hinojosa, L.F. and Jaramillo, C. Quantitative analysis of Cenozoic palynofloras from Patagonia, southern South America.
8. Chen, Y.-Y. *Palaecysta* gen. nov., the greatest *Systematophora* imposter no more: introducing a lineage of latest Jurassic to Early Cretaceous (Tithonian–Hauterivian) dinoflagellate cysts from Madagascar.
9. Samant, B., Mohabey, D.M. and Paudyal, K.M. *Aquilapollenites* and other triprojectate pollen from the Late Cretaceous–Early Paleocene Deccan intertrappean deposits of India.
10. Clowes, C.D. *Graptodinium*, a new Paleogene dinoflagellate cyst genus.
11. Lei, Y., Servais, T., Feng, Q. and He, W. Latest Permian acritarchs from South China and the *Micrhystridium/Veryhachium* complex revisited.
12. Riding, J.B. The literature on Triassic, Jurassic and earliest Cretaceous dinoflagellate cysts: Supplement 1.

AN OVERVIEW OF AASP-TPS AWARDS

By Martin Farley, University of North Carolina at Pembroke



AASP has a number of awards that recognize accomplishments of palynologists. Here I deal only with awards not directly associated with society officers or students (omitting officer service and Board of Directors Award) or awards at the Annual Meeting.

The deadline is March 1 of each year for submission of nominations to the Awards Committee. The basic nomination procedure is similar for most awards (main letter of nomination accompanied by letters of support, these to include documentation of accomplishment). Details on the procedures for each award can be found at <http://www.palynology.org/content/awardproced.html>, while a complete list of the people who have received these awards in the past can be found on the second page of this newsletter.

Distinguished Service Award

This award recognizes individuals who have generously supported the society with their work and resources over a number of years and whose efforts have advanced the society. Typically, recipients have held society office, participated in committees, or dealt with publications or meetings. There have been 16 recipients of this award, most recently Tom Demchuk in 2009.

Honorary Life Membership

This is actually the oldest AASP award with the first awards dating to 1975. This award is given either to people making fundamental contributions to the science of palynology or people who have given the AASP devoted service or both. Honorary Life Membership has been awarded to 15 individuals, most recently to John Williams and Paul Nygreen in 2013.

Medal for Excellence in Education

This medal recognizes leaders in palynological instruction. Nominees are expected to have considerable experience and accomplishment in all aspects of academic education involving palynology, including training of new scientists for the field. The medal has been awarded four times, most recently to Vaughn Bryant in 2013.

Medal for Scientific Excellence

The society's highest award for achievement in the science of palynology is the Medal for Scientific Excellence. The official description lists "fundamental contributions to the development of the science of palynology" as the main criterion. Recipients should have a substantial research history in the field. The medal has been awarded 11 times in the history of the society, most recently to Estella Leopold in 2013.

**Deadline:
March 1**

A REPORT ON SAN FRANCISCO 2013 AASP-TPS AWARDS

Compiled by Sophie Warny, CENEX, Baton Rouge, Louisiana.

Thanks are extended to Martin Farley and the award committee for their tremendous work.

The AASP-TPS presented four awards in 2013. The following pages provide details about the accomplishments of each of the four recipients.



Honorary Life Membership to Paul Nygreen

Instead of sharing with you the dedication letter, we opted to share a letter dating back to the late 1992 or early 1993, written by Paul Nygreen, the first AASP President. As a society, we were tremendously thankful to have had the honor of celebrating Paul Nygreen in October at the AASP-TPS annual meeting, just a few days before he passed away. We are incredibly thankful to enjoy his legacy today.

Paul Nygreen wrote: "Twenty-five years!! Reminiscences must be in order. Well, perhaps just a bit. As shown during the organizational meeting and the formulative years of AASP, the subsequent vibrant activity and applied abilities of the membership has advanced and is advancing the science and the application of palynology. I thank and toast us all – past, present and future members of the AASP. Looking back 25 years I recall supervising a small group of dedicated palynological personnel in Chevron in Oklahoma City; after starting the first Chevron operational palynology activity in Amarillo, Texas 10 years earlier. I transferred to Chevron Overseas Petroleum in 1971 and in addition to overseas assignments of 4 years in Australia and 7 years in Saudi Arabia, I mapped source rocks worldwide with stratigraphic studies and paleoclimatological and paleoceanographic research. Since “retirement”, in 1986, I monitor stock market and other investments and dabble in petroleum exploration, development, and production. But, the most important and satisfying activity is the contemplation of the being of nature and the nature of being. Paul W. Nygreen, First AASP President"



Honorary Life Membership to John Williams

The following letter was submitted by Susanne Feist-Burkhardt, Geological Consulting & Services, Ober-Ramstadt, Germany.

John E. Williams is a native of Barnsley in Yorkshire, England, UK. He studied Geology at the University of Sheffield and continued for a PhD on the Carboniferous palynology of northern England and southern Scotland between 1965 and 1968. John joined British Petroleum in October 1968 and was assigned projects on stratigraphical palynology from all over the world. After more than 23 years in industry, in January 1992 he joined the Department of Palaeontology of the Natural History Museum (NHM) in London. John retired in 2005 and became a Scientific Associate at the NHM.

It was at the beginning of his professional career as a stratigraphical palynologist that John started a personal library and a card index. In the card index he collated stratigraphical and taxonomic palynological data from

the literature, for helping him accomplishing his varied project assignments. During his career at BP he spent most of his time at their research centre in Sunbury-on-Thames, Middlesex, England, but was seconded to San Francisco for four years to work on mainly Alaskan material and also had working trips to Libya, Scotland, Brazil, Syria and Canada.

Probably many palynologists have a similar personal card index or database for their work, but John's is different. It is the result of his lifetime's work. He continued collating literature and information during his work at BP. When he joined the NHM in 1992 he transported his personal library on palaeopalynology and the card indexes, and set them up in the Museum. From then onward he has been spending pretty much all of his available time collecting all palaeopalynological literature and extracting all the taxonomic, stratigraphical and geographical data from it in order to feed this information into the fully cross-referenced card indexes. When John retired in 2005, he donated the library and card indexes to the NHM, where it is available to everybody for consultation.

Over the years the database grew immensely, as John extracted palynological data from every publication available in all of the NHM libraries and it continues to grow as John weekly scrutinizes all journals that the NHM receives and also conducts Internet searches for Theses, unpublished reports and papers in more obscure publications including the numerous e-journals now available.

John's "system", as he likes to call it, has been coined the John Williams Index of Palaeopalynology (JWIP). It was subject of a publication in *Palynology* in 2012 where the character of the database is explained in detail. It is publicly available and provides probably the most comprehensive fully cross-referenced catalogue on palaeopalynology in the world. JWIP is currently entirely analogue, but the NHM is evaluating potential strategies for digitisation.

JWIP is a unique resource for any palynologist.

It is thanks to John's unremitting dedication to palynology and his tireless unselfish work, that we, the palynological community, have this resource available today. BP and NHM provided access to all their library facilities, but the database has been developed by John in his own time both at work and at home. In addition to all his time, John spent and continues to spend considerable private funds for the continuous work on the database. The index has been used over the years by many palynologists worldwide and John has always been available for advice, by mail, email or in personal discussions. One example of the utility of his database was John's ability to meticulously review every single entry in the Lentin and Williams Index of Fossil Dinoflagellates for the last two editions.

There is no doubt that John E. Williams has made a fundamental contribution to our science of palynology and it is with great pleasure and satisfaction that I see him honoured with the Honorary Life Membership Award of AASP-TPS.

References cited:

Riding, J.B., Pound, M.J., Hill, T.C.B., Stukins, S. & Feist-Burkhardt, S., 2012: The John Williams Index of Palaeopalynology. *Palynology*, 36, 2, 224-233.



Micropaleontologists from the Department of Palaeontology of the Natural History Museum (NHM) at a luncheon celebrating Dr. Williams, in London, England.

Dr. Williams sent the following notes that we would like to share with our members.

"I am indeed honoured to have been chosen to receive the AASP Honorary Membership and I regret that I cannot be in San Francisco to receive it in person. In accepting this award I would like to thank the Board of Directors, the Awards Committee and those colleagues who proposed and supported my nomination. To join the elite group of prior recipients including Charles Downie, William Evitt, Aureal Cross, Vaughn Bryant and Alfred Traverse is indeed a privilege.

It could be suggested that the seeds of my palynological career were sown when, as a sixth form student at Holgate Grammar School, Barnsley, Yorkshire, I was invited to Sheffield University for a personal interview with Professor Leslie Moore who promised that if I achieved good grades in my A-level exams he would accept me to study geology. I did and he did. As Roger Neves and Charles Downie were in the Geology Department to stimulate my interest in palynology I stayed at Sheffield after graduation to study Carboniferous spores.

On joining British Petroleum in 1968 I soon decided to gather information on the stratigraphic ranges of fossil palynomorphs. Little did I suspect that 45 years later I would have amassed and extracted palynological data from nearly 25000 documents. My hope is that, when I finally decide to fully retire, my database will still prove useful for a new generation of palynologists.

On a personal note I would like to thank all past and present colleagues at Sheffield University, British Petroleum and The Natural History Museum for their support, encouragement and friendship during my long career. I would particularly like to thank my parents Arthur and Gertrude, my sister Glenys, Barnsley Holgate Grammar School, Barnsley Council, and Roger Neves who provided critical financial support in 1965/1966 at the start of my Ph. D. studies, because without their help my life would have taken a very different, non-palynological path. Finally I would like to commend my wife Brenda for admirably coping with an obsessive palynologist for the past 28 years. Thank you. J. Williams."

Medal for Excellence in Education to Vaughn Bryant



It is our pleasure to offer the AASP Excellence in Teaching Medal to Dr. Vaughn Bryant at the Fall 2013 AASP meeting in San Francisco.

This year marks Dr. Bryant 44th year of teaching palynology! Immediately after obtaining his PhD in Botany in 1969, Dr. Bryant began his teaching career at Washington State University where he trained his first two PhD students. Soon after, he began his long successful career at TAMU where he began teaching in 1971.

During his 40+ year tenure at TAMU, he first trained about 15 PhD students, all of whom got degrees in Botany. Once the department of Anthropology at TAMU became a PhD-granting department, he trained at least another 15 additional PhD students in anthropology. But the training he provided did not only deal with botany or anthropology, Dr. Bryant also co-chaired 6 PhD committees in geology, two in entomology, and one in geography.

At the beginning of his career at Washington State University, he offered graduate courses in Pollen Morphology and another graduate class in Pollen Analysis. Once he moved to TAMU, he started teaching additional graduate pollen course. He first introduced this advanced class as a new course in 1975 in the Department of Botany. Since Dr. Bryant moved from the Biology department to the Department of Anthropology, he has been teaching this class as part of the anthropology curriculum.

This is a very demanding 3-credit hour class with 3 hours of lecture and 3 hours of laboratory. The class attracts anthropology, geography, geology, entomology, biology, and even occasionally oceanography students. He also teaches countless undergraduate classes, training hundreds of undergraduate students each year.

In addition to mentoring doctoral students, teaching palynology, lecturing several related classes, and giving countless presentations, Dr. Bryant has been a very prolific palynological author. He has written over 130 articles and book chapters, and has co-authored two of the AASP Contribution Series and one of the AASP books. His publications are excellent sources of additional learning material for all involved in palynology. We can only hope that he finds the time (maybe when or if he retires) to write a textbook on palynology so that his wealth of knowledge is passed on to future generations.

His leadership skills are also outstanding. He served as the department head of anthropology for 22 years. A university dean once said that the two hardest jobs that require to constantly deal with complaints and ungrateful folks are being coach of a little league and being the chair of a department. Handling this extremely difficult position for 22 years is quite an accomplishment, one that requires a unique set of skills and the right balance of academic accomplishment (to have credibility with your peers), administrative and organization skills, and psychological to deal with human aspects.

Dr. Vaughn's service to the society is also admirable. He served on the AASP Board of Directors for about 15 years, and then served as a Trustee of the AASP Foundation for more than 20 years. He is still a trustee today. The society owes him a great deal as he handles all book orders with his colleague and long-time friend Dr. Bob Clarke.

Most importantly, Dr. Bryant has built a truly unique legacy, one that has been training palynologists in three fields that he pioneered in the US. First, he has been the leader in the use

of pollen in coprolites and in other archeological artifacts since he worked on that topic in the 1960s as part of his dissertation. Second, and maybe the one he is most well known for, is the study of pollen in honey. To this date, he is essentially the only person in the US who does this type of applied melissopalynology on a regular basis as he looks at over 150 to 200 honey samples a year. The fame he gathered for this aspect of his research get him many invitations to give lectures on the topic... even land him as an expert witness in court. Finally, the third, and possibly most important applied field is the use of pollen in forensics in the US. He started developing this technique at his lab after he first read about the technique in an article written about Dallas Mildenhall's first forensic case in New Zealand in the mid 1980s. He went to Australia in 1988 to visit with Dallas and also to find out all he could about his work with forensics. They have been good friends and colleagues ever since.

If you are a student and want to study pollen in archaeology or forensic in the U.S., you will most likely contact Dr. Bryant in the hope of joining his laboratory. His skills, 40+ years of expertise in research, teaching, and graduate student training explain why his research group always attracted graduate students. Today, he still has six doctoral students, with one – Dr. Andy Laurence – who just graduated Spring 2013 and who is now working with the Department of Homeland Security.

In addition to training students, Vaughn has been a great mentor to assistant professors. He is always there to give sound advice on research, training, and other fundamental skills that one needs to master to achieve tenure. His legacy will go on with the army of doctoral students, post-docs and junior faculty he trained or helped over his long productive career.

We are delighted to present this medal to Vaughn!

Kind regards,

Sophie Warny and Thomas Demchuk



Estella Leopold receiving her award from Ian Harding in San Francisco (Photo S. Warny).

Medal for Scientific Excellence to Estella Leopold

The purpose of the AASP Medal for Scientific Excellence is to recognize and honor palynologists who have made major contributions to the palynological literature. This award has been given primarily to persons making fundamental contributions to the development of the science of palynology. We propose that Dr. Estella B. Leopold, PhD certainly fits this description and is deserving of receiving the AASP Medal for Scientific Excellence at the San Francisco 2013 meeting.

Estella Leopold is a University of Washington Professor Emeritus of Botany, Forest Resources, and Quaternary Research and has been teaching and conducting research in palynology for more than 60 years, including 20+ years with the Paleontology and Stratigraphy Branch of the U.S. Geological Survey and 35+ years at University of Washington.

She has authored over 100 scientific publications in

the fields of palynology, paleobotany, forest history, restoration ecology, and environmental quality. Estella was a pioneer in the use of fossil pollen and spores to understand how plants and ecosystems respond to climate change. Her work at the Florissant Fossil Beds in Colorado made the case for their preservation, an achievement which contributed to Estella's receipt of the prestigious International Cosmos Prize in 2010. She was elected as a member of the National Academy of Sciences in 1974 and in 2013 she will receive the Paleontological Society Medal (the most prestigious honor bestowed by that Society).

After earning a master's in botany at Berkeley (1950) and a stint at the tree-ring laboratory at the University of Arizona, she studied at Yale with Paul B. Sears, G. Evelyn Hutchinson, and Edward S. Deevey and found her profession as a palynologist and paleoecologist, specializing in reconstructing environments of the Tertiary and Quaternary. After earning her doctorate in botany from Yale in 1955, Leopold began a two-decade career as a research palynologist in the Paleontology and Stratigraphy Branch of USGS in Denver, studying pollen taken from deep cores in the Rocky Mountains, Alaska, China, on Eniwetok and other atolls in the South Pacific, and elsewhere to reconstruct changing plant assemblages in response to mountain building, volcanism, and climate change. Her research on the dense tropical forests that had covered the coral atolls during the Miocene helped confirm Darwin's hypothesis that the corals had colonized subsiding volcanoes.

In 1976, Estella left the USGS to become Director of the Quaternary Research Center (QRC) at the University of Washington, shifting her research agenda primarily to the Quaternary and to the Puget Lowlands and China. Through her research on environmental change in the Puget Lowlands, she helped document what is now known as the Seattle Fault Zone running through the city.



Dr. Estella Leopold

For a quarter-century until her retirement in 2000 (after which she continued an active research program), she taught various courses in the QRC, the Institute for Environmental Studies, and the Departments of Botany and Forest Resources, emphasizing palynology and paleoecology, but also including general biology, forest history, history of Pacific Northwest environments, and restoration ecology.

Dr. Leopold's first publication in palynology was in 1954 ("Pollen studies in certain alluvial terraces in northeastern Wyoming") and her most recent publication was a 2012 paper in *Palynology* entitled "Pollen morphology of the three subgenera of *Alnus*". Estella's 1959 article entitled "Palynology – the science of fossil pollen" in *Discovery Magazine* was influential

in attracting students as future palynologists and in drawing the attention of other scientists to the important information that the science of palynology could provide. Her total publication production can be described as prolific and her "impact factor" on the science of palynology as huge. Although she is 86 years young, Dr. Leopold continues to do research and plans to submit an abstract and make a presentation at the San Francisco 2013 meeting on her latest research efforts.

Dr. Leopold's nomination was endorsed by the following by her former doctoral student Dr. Cathy Whitlock, PhD, Montana State University; by her former doctoral student Dr. Robyn Burnham, PhD, University of Michigan; by her former doctoral student Dr. Richard Baker, PhD, University of Iowa; by her colleague and co-author Dr. Steven R. Manchester, PhD, University of Florida; by her colleague and co-author Dr. Herb Meyer, PhD, Florissant National Monument, and by her colleague and co-author Mr. Thomas A. (Tad) Dillhoff, Executive Director, Evolving Earth Foundation.

As documented in the attached curriculum vitae and letters in support of her nomination, Dr. Estella Leopold clearly qualifies for the recognition awarded by the Society in honoring her with the AASP Medal for Scientific Excellence. She has achieved excellence in every sense of that word and her nomination for the AASP Medal for Scientific Excellence is long overdue and much deserved. We respectfully request that the AASP Awards Committee consider the nomination of Dr. Estella B. Leopold for the AASP Medal for Scientific Excellence.

Respectfully,
Lanny H. Fisk and Cathy Whitlock

SAN FRANCISCO 2013

AASP-TPS STUDENT TRAVEL AWARDS

Compiled by Sophie Warny, CENEX, Baton Rouge, Louisiana.

Thanks are extended to Martin Farley and the award committee for their tremendous work.



Student: Sharon Brooke

Title: Examining microbial diversity in a Paleocene Wilcox Group Coal from Texas

Institution: Morehead State University, Kentucky, US



Student: Jeremiah Marsicek

Title: North.Hemisph. temp. changes over the Holocene: evaluating spatial patterns of abrupt change and their causes

Institution: University of Wyoming, US



Student: Pieter Gurdebeke

Title: Dinoflagellate cysts in recent sediments from fjords of western Vancouver Island (British Columbia, Canada)

Institution: University of Ghent, Belgium



Student: Laurent Gosselin

Title: Computer assisted microtomography: a new method for high-resolution dinoflagellate analysis

Institution: Institut des Sciences de la Mer à Rimouski, Canada



Student: Pauline Terrice

Title: Chemical characterization of dinoflagellate cysts using Raman and infrared microspectroscopy



Student: Tom Martin Young

Title: Boreal organic-rich sediments of Oceanic Anoxic Event 2: dinoflagellate cysts, nutrients and anoxia

Institution: Kingston, England



Student: Kimberly Bell

Title: New biostratigraphic data from the Cretaceous Cody Creek Formation, northern Eagle Plain, NE Yukon, Canada

Institution: Calgary, Alberta, Canada



Student: Raquel Sánchez Pellicer

Title: Tethyan Albian dinoflagellate cyst assemblages in coastal and marine environments (Portugal, and DSDP 398D).

Institution: Universidad de Zaragoza, Spain

**MARCH
31ST!**

2014 AASP Student Research Grants



The deadline for applications for AASP Student Research Grants (formerly the "Student Scholarships") is March 31, 2014.

This year there will be three grants of US\$3000 each, two regular Student Research Grants and the McNeilly Student Research Grant.

AASP is pleased to announce that through the generosity of a donation by Juanita McNeilly to honor the memory of her late husband, Roy McNeilly, there will be a McNeilly Research Grant to support student research in Cenozoic tropical palynology. For the purposes of this Grant, Cenozoic tropical palynology covers student projects that address any scientific question using terrestrial palynomorphs or terrestrial with marine palynomorphs.

In addition, AASP offers two Student Research Grants to support research in any area of palynology.

Ordinarily, the scholarships will be offered to beginning graduate students, but advanced undergraduates may also apply. Student Research Grants are to be used for costs directly connected to carrying out research, such as fieldwork and laboratory expenses. The qualification of the student, the originality and imagination evident in the proposed project, and the likelihood of significant contribution to the science of palynology are factors that will be weighed in the selection of award winners. Previous winners of this award are eligible only if they are pursuing a different degree than the one they were pursuing when they received the previous award.

AASP Student Research Grants are available to all students of palynology in all countries and these students need not be members of AASP.

Application forms can be downloaded from our website at <http://www.palynology.org/student-support>

Inquiries and completed application materials should be sent electronically to the Chair of the AASP Awards Committee:

Martin Farley
Dept. of Geology & Geography
University of North Carolina at Pembroke
mbfarley@sigmaxi.net

Advice on preparing an effective application for an AASP Student Scholarship

The single most valuable piece of advice is "know and write to your audience."

You have only a very limited space to describe your project, so use the words wisely. Writing briefly is more difficult than writing at length, but is worth the effort. Literature review should be at a minimum. Keep in mind that the Awards Committee does not know all the context for your project, and may not even have a closely related specialty in palynology. Thus it is important to write for this broader audience. It can be a good idea to show your text to someone who is not a palynologist or involved in the project to see if they understand your description well.

It is fine to have a project that integrates palynology with other data, but be sure to make clear what palynological work you will be performing. If there is prior palynological work, explain how your approach is new or different.

Martin Farley
Dept. of Geology & Geography
University of North Carolina at Pembroke



Advice for Student Presentations for Wilson Award for Mendoza!

Martin Farley with assistance from Reed Wicander

Here is some advice on making effective oral presentations, in other words, how to communicate effectively.

Give a talk on only a few main points. It is unlikely that you can discuss effectively the results of an entire thesis in a single talk. Creating an effective talk is often a process of throwing out material that cannot be covered. Figure out what the important points are (3 to 4 at most) that you want the audience to take away from your presentation.

An effective way to begin a talk is to give the conclusions first (or at least very early). This means you are not giving a mystery presentation during which the audience has to guess what point you are trying to make. You then repeat the conclusions at the end. This idea has a history dating back at least to an essay by Eugene Shinn in the 1986 edition of AAPG's advice on making presentations "Figuratively Speaking," although knowledge of it is not widespread. (The 2000 edition of this book, if available, has many helpful suggestions on design of illustrations for talks.)

Generic advice to speakers often suggests making eye contact with the audience. In a completely dark room, this is impossible. In some venues, you can start your talk with the lights up, make some eye contact, and then have the lights turned off. However, you can still partially face the audience as you speak, and look away from the screen occasionally. You should always avoid talking directly to the screen, rather than your audience, particularly if you are using a laser pointer to highlight items on the screen. Make some contact with the audience during your talk, even if you can't see them.

Make illustrations on slides as large as possible, particularly if there are some details within the image. If this means dispensing with space devoted to organizational logos, then you should do so. Powerpoint allows you to move titles to the side, change their color so they're visible over unimportant parts of the illustration, or otherwise alter them to give the illustration importance. Landscape orientation illustrations work best. Figures with labeling suitable for paper publication are almost always too small to read on a slide.

Avoid busy slide backgrounds. This includes most of the canned versions supplied with presentation programs like Powerpoint. These distract the audience.

You can make a very simple master slide with an uniform dark blue background and then put your text and illustrations on top of that.

Don't fill slides with text that you read aloud. The audience can read faster than you can speak, will reach the end of the slide before you do, and quickly lose interest in your talk. Outline the points you want to make on the slide and expand on them verbally.

Avoid fancy slide transitions. Although they may seem fun, they distract the audience from concentrating on your talk.

Use scale bars for photomicrographs, so the scale estimation remains the same no matter the size of the projected image.

Never apologize for the quality of an illustration. It draws attention to the issue and many people would never notice. It also makes it look like you waited until the last minute to prepare your talk, and shows lack of respect to the audience. I once had a poster up all day at AAPG with an obvious boundary fault in it and I was ready to explain at some length why it was there. However, even though hundreds of people looked at the poster, not a single one mentioned it.

If you have time for acknowledgments, you shouldn't thank anyone who is a co-author on the paper (e.g., your advisor). You present on behalf of all the authors on the abstract and as you would not thank yourself for your own help, you do not acknowledge the help of co-authors either.

Formally, in an oral session, the session chair is in charge. The chair decides if there is time for questions at the end of a talk. Therefore, you should not end your talk by asking "Any questions?" because that presumes you control the session. There may be no time for questions through no fault of yours, for example, if the session is running behind schedule. A good phrase to end a talk with is "Thank you."

Practice your talk more than once. Leave some time to allow for pauses. For example, you may have to stop talking to twist around to aim the laser pointer at a screen located in the most inconvenient possible place from the speaker's point of view. You will not be able to know this until you see the venue.

NEW!!!!!! AASP-TPS UNDERGRADUATE STUDENT AWARDS



AASP Undergraduate Student Awards

In order to support the teaching of palynology at the undergraduate level, and to encourage and reward student engagement and achievement in this field, the AASP-The Palynological Society announces the AASP Undergraduate Student Award.

The awards are made annually to students nominated by faculty members teaching courses with significant palynological content. One student recipient, with meritorious achievement in some aspect of the course, can be nominated per year per institution.

A faculty member, who is a member in good standing of AASP, and who teaches an appropriate course, may nominate the course using the Registration Form below. Upon approval by the Awards Committee, faculty teaching approved courses may nominate a student to receive the award at any time of the year on the basis of their qualifying criteria. The faculty member will then report the name and address of the recipient to the Awards Committee Chair. The Chair will notify the Secretary, who will provide the membership benefits, and will collate a list of recipients each year for presentation at the Society's Annual Meeting, in the Newsletter, and on the website.

Each award consists of one year's free membership in the Society to include two issues of the Society's publications, the journal *Palynology* and the quarterly newsletter, discounts on other AASP publications, discounted registration fees at Society meetings, and eligibility for Society awards.

Information for faculty members: To register a course at your institution, please fill in the form below and submit it electronically for approval by the Awards Committee. You only need to do this once unless the course has changed or you wish to nominate a different course for the award.

AASP Undergraduate Student Award – Course Registration Form

Nominating faculty member:

University/Higher Education Institution:

Course Name:

Course Description and level:

Average number of students registered in the course annually:

Number of hours of palynological instruction:

Lectures -


Laboratory classes -

Criteria used to determine the winning student:

Date:

**Please return via
email to Awards
Committee Chair:
Martin Farley
([mbfarley@
sigmaxi.net](mailto:mbfarley@sigmaxi.net))**

The Vegetation of Antarctica through Geological Time



The Vegetation of Antarctica through Geological Time

A book review provided by David Jarzen

In one book, of 480 pages, Cantrill and Poole have managed to reconstruct and describe in some detail the nature of plant life and the climate from the early Paleozoic through the Mesozoic and into the Paleogene and Neogene times in Antarctica. A truly daunting task. Following a chapter devoted to the historical aspects of and background work in Antarctica from the early expeditions of Captain James Cook to the more recent work of Schopf, the Taylors, Hill & Truswell, Dettmann & Thomson, and Askin, most of the remainder of the book covers selected time periods and describes the paleoclimate, paleogeography and paleovegetation of that period.

Chapters 2 and 3 cover the early-to-middle Paleozoic and colonization of the land by plants. Details of the collapsing ice sheets and the evolution of true polar forests rounds out the discussion of Chapter 3. Chapter 4 covers the great Permian-Triassic crisis and the turnover in vegetation from the dominant *Glossopteris* and *Noeggerathiopsis* to eventually the *Lepidopteris*-dominated vegetation and later still by the *Dicroidium* type of vegetation. Antarctica in the Triassic was dominated by a more diverse vegetation cover than was typical of the Permian. The separation of Gondwana from Laurasia and the eventual break-up of Gondwana is detailed in Chapter 5. The Triassic-Jurassic transition witnessed an increase in the presence of Araucariaceae and Podocarpaceae. Antarctic

forests were undergoing subtle changes. Chapter 6 heralds the introduction of fern and conifer dominated ecosystems as recorded in the Aptian and Albian rocks of Antarctica. The chapter is well documented with much material and the liberal use of paleogeographic maps (usually south polar projection) to illustrate major points made in the text. This is a time of the invasion of the angiosperms from probably Africa and India and expansion across Antarctica and into South America in Barremian-Aptian time. Chapter 7 continues the interest in angiosperm invasion, and introduces the reader to both gymnosperm (e.g. *Dacrydium*) and angiosperm newcomers (e.g. Casuarinaceae, *Nothofagus*, and the important southern hemisphere family Proteaceae). Admittedly it was while reading the pages of this chapter that I began to feel a certain amount of comfort, as many of the taxa with which I was familiar made their entrance into the floras of Antarctica. It is probably Chapter 8 that will bring to the reader the awareness that Antarctica played an important role in the evolution of angiosperm floras around the world. The Antarctic Peninsula provides the evidence of major angiosperm dominance and the development of rainforest communities. After the Paleocene to Eocene warm periods, the climate began to cool and the plant forms of the late Eocene to Pliocene - a time the authors call 'after the heat' - are discussed in Chapter 9.

Of real value to the reader is a bulleted summary of the main points provided within the chapter. Following each chapter, references are given for that chapter, rather than collectively at the end of the book, a feature I like when making copies of individual chapters as handouts for students or colleagues.



Above: Pollen of *Beaupreaidites elegansiformis* Cookson 1950. A fossil proteaceous pollen type from the southern Australasian/Antarctica region. Photo: D.M. Jarzen & M.E. Dettmann.

The coverage of the plant life discussed is heavy on macrofossils and somewhat wanting on microfossils, although in the chapters devoted to younger age deposits (late Cretaceous onwards) many papers on palynology of these deposits are cited. I do not find this bias toward macrofossils to be a distraction from the overall purpose of the book, as it may simply be a reflection on the strengths of the two disciplines as regards coverage and available material.

The main text is supported through the liberal use of black and white photographs, text-figures and sidebar “case studies.” The photographs, generally of specimens are for the most part clear and show enough detail to allow the reader to better understand the morphological features the images are intended to illustrate. The text-figures are very detailed, again providing the reader with sufficient information to support the text.

The “case studies” found throughout the book, detail examples of specific floras which complement the general floral discussions found within the main text. These case studies are a real asset to the overall purpose of the book.

A final note supporting the detailed coverage by the authors is found in the Appendix (pp. 458-465). Within this appendix the

authors have provided a listing of the Cretaceous-to-Neogene fossil floras *not* covered in the text for a variety of reasons, including poor age restraints, poor preservation or perhaps other reasons considered by the authors to warrant their exclusion. The list is accompanied with complete references. This exclusion strengthens the importance of the fossil floras which *were* included in the text, as researched by the authors, and considered to have adequate and well-documented material and age determination.

This book assembles in one place the voluminous literature, and summarizes our present thinking on the evolution of plant life in Antarctica from the early Paleozoic to the Recent. As such, I think this book will be a fine asset to any natural history library and would serve as an excellent text book for college level courses concerned with the evolution of plant life as recorded and researched in the southern hemisphere.

David M. Jarzen
Cleveland Museum of Natural History
Cleveland, Ohio

BOOK REVIEWER NEEDED!!!!

After 28 years as Book Review Editor, Reed Wicander is stepping down from this position and a new Book Review Editor needs to be found. The job entails requesting from the publishers review copies of books that the membership might be interested in, finding appropriate reviewers and sending them the review books, and finally sending the reviews in to the Newsletter Editor for inclusion in the Newsletter. Review copies of books are frequently sent to the Book Review Editor by the publisher, but if an AASP member is interested in reviewing a book, he/she needs only contact the Book Review Editor, who will then send off an official request to the publisher. After the book review is published, the Book Review Editor then sends a thank you and copy of the review to the publisher. Reed will be glad to send whoever takes over this position his standard request form and thank you letter. Reviewers get to keep the book that they review.

AASP Foundation Century Club

WHAT ?

The Century Club of the American Association of Stratigraphic Palynologists Foundation is an organization founded by the Trustees of the Foundation in order to provide persons with the opportunity to support the publishing activities of the AASP Foundation.

WHY ?

1. To develop an established level of giving that will continue to provide a solid financial base for the Foundation.
2. To provide unrestricted funds to support the various publishing activities of the Foundation.
3. To provide a meaningful organization and method of recognition of dedicated "friends" of the AASP Foundation.

HOW ?

Your tax-deductible contribution of \$100 or more to the AASP Foundation entitles you to belong to the Century Club. The 2013 "membership" drive is on now. Your contribution may be made by personal check or by a pledge which is *payable on or before December 31, 2013*.

JOIN !

To join the Century Club just complete the attached Contribution/Pledge Form and mail to the address listed below.

The AASP Foundation is a 501 (c)(3) not-for-profit, public organization. That means that contributions to the AASP Foundation are fully tax-deductible from your U.S. Federal income tax return. Also, many employers have a matching gift program whereby they match your personal gift to not-for-profit organizations. It is well worth the effort to explore this possibility concerning your gift to the AASP Foundation.

2013 AASP Foundation Century Club Contribution Form

Name: _____

Address: _____

Mail to:
Robert T. Clarke, Treas.
AASP Foundation
725 Sam Hill St.
Irving, Texas 75062-7548

I wish to pledge: \$ _____

Contribution enclosed: \$ _____

Essays in honour of Frederico Waldmar Lange, pioneer of Brazilian micropaleontology

A book review provided by Reed Wicander

Born in Ponta Grossa, State of Paraná, Brazil on December 23, 1911, Frederico Waldemar Lange is considered to be the founder of micropaleontology in Brazil. In addition to a successful career at Petrobras (1955-1972), Dr. Lange was also prominent in various Brazilian geological and paleontological societies, in addition to publishing a number of important scientific papers. *Essays in honour of Frederico Waldmar Lange, pioneer of Brazilian micropaleontology*, is a joint publication and tribute by Petrobras, Sociedade Brasileira de Paleontologia, and Editora Interciência to honor F. W. Lange on the centenary of his birth. It is a bilingual book (Portuguese-English) published together in opposite directions, to “enhance international awareness of this eminent Brazilian researcher, who contributed considerably to the establishment of micropaleontology both as a science and as a stratigraphic tool for the oil industry.”

The book begins with an Introduction of the Lange Memorial Volume by the Brazilian Paleontological Society Board of Directors (Biennium 2009-2011), a section about the editors, contributors, and reviewers, and a Preface. Five chapters comprise the remainder of the book, and these consist of a description of Dr. Lange’s active and professional life, personal memories of F. W. Lange by L.P. de Quadros, and three chapters that review and evaluate Dr. Lange’s contributions to Paleozoic palynology, for which is he probably best known.

The Introduction covers the professional life of Frederico Waldmar Lange (1911-1988) beginning with his youthful exploration of the various geologic formations in Campos Gerais, followed by his career at the Museum of Paraná (1941-1955), including teaching geology and paleontology at the Catholic College of Philosophy in Curitiba (1950-1955), and culminating in his successful career at Petrobras (1955-1972). Following his retirement from Petrobras, Dr. Lange continued

to do research and publish, as well as actively participating in the many national and international scientific societies that he was a member. As if that wasn’t enough to keep him busy in retirement, Dr. Lange also worked as a senior geologist for Mineração Colorado Ltda on various mineral research projects in Brazil (1975-1986).


Chapter 1, by D. Peyerl and E. P. Bosetti, gives an overview of the youth and professional life of F. W. Lange and includes several photographs of him at various stages in his career. It also includes his scientific publications from 1942 to 1975, and mentions that, in addition to his scientific publications, he produced some 70 technical reports for Petrobras from 1955-1972.

Chapter 2 is Luiz Padilha de Quadros’s personal memories of Frederico Waldemar Lange. Because the writing style of this chapter is conversational and provides personal insights about Dr. Lange, such as how he demanded absolute silence in the workplace, I found this to be my favorite chapter. In particular, I especially enjoyed the discussion on acritarchs, chitinozoans, and *Tasmanites* as it related to two papers in the 1967 volume *Problems in Brazilian Devonian geology*. The author concludes this chapter by stating that “he (Lange) left us not only a legacy of important scientific papers, but also an impressive example of organization and inspiring work ethic, that will certainly not be forgotten by those who had the privilege to associate and learn with him.” A photo of Dr. L. P. de Quadros presenting Dr. F. W. Lange the Silver Medal of Sociedade Brasileira de Paleontologia for his valuable contributions to paleontological research in Brazil at the 8th Brazilian Paleontological Congress, 1983

concludes this chapter.

As stated in the Foreword, chapters 3-5 review and evaluate Dr. Lange’s scientific contributions relating to Paleozoic palynology. “These reviews, based on modern taxonomic concepts, new descriptions, and new data, reinforce the validity of Lange’s original observations and allow them to be incorporated into current biostratigraphic research.”

Chapter 3 is a lengthy paper by Y. Grahn titled “Re-examination of Silurian and Devonian Chitinozoa described and illustrated by Lange between 1949 and 1967.” This paper re-examines the Siluro-Devonian chitinozoan species (97



altogether) originally described and/or illustrated by Dr. Lange between 1949 and 1967 from the Amazonas, Paraná, and Parnaíba basins.

A map showing the sedimentary basins of Brazil, and two correlation charts for the Silurian and Devonian Brazilian basins investigated by Dr. Lange are provided (Figures 1-3). Following the Introduction, Grahn provides an overview of F. W. Lange and chitinozoan research in Brazil. A discussion and evaluation of Lange's chitinozoan species in light of modern taxonomy and their biostratigraphic significance follows. Nine plates of light photomicrographs and one plate of scanning electron photomicrographs (Figures 4-12) are provided. Unless otherwise noted, all are original photos by Dr. Lange, and those from the Parnaíba Basin are herein published for the first time. For each species discussed, a synonymy, diagnostic features, remarks, and occurrence (geologic age) are given.

Chapter 4, by M. E. Eriksson, Y. Grahn, E. P. Bosetti, and C. S. Vega, is titled "Malvinokaffric Realm polychaetes from the Devonian Ponta Grossa Formation, Paraná Basin (southern Brazil), with a discussion and re-evaluation of the species described by Lange." In this paper, the authors describe new scolecodont assemblages recovered from four outcrops of the Ponta Grossa Formation (Emsian) in the Apucarana Sub-basins of the Paraná Basin, Brazil, and compare them to the material described by Lange in his 1947 and 1949 papers.

Despite the fact that F. W. Lange published only two papers devoted to scolecodonts (1947, 1950), he is considered an innovative researcher in regards to this palynomorph group, being one of the first to apply an apparatus-based taxonomy to their study, and, as the authors state, "neither before nor since, has a single fossil polychaete species been described in such meticulous detail as *Paulinites paranaensis*."

Following the Geologic Setting and Material and Methods sections, Eriksson et al. provide a brief, albeit, comprehensive review of Devonian scolecodonts, including a color map showing the paleobiogeographic distribution of polychaetes based on the scolecodont global record. An overview of Lange's work and contribution to the study of scolecodonts is given in the next section, and is based on his published works in 1947, 1949, and 1950.

The remainder of the paper is devoted to the polychaetes of the Ponta Grossa Formation, including the systematics of the Family Paulinitidae Lange 1947, the Genus *Paulinites* Lange 1947, and *Paulinites paranaensis* Lange 1947, with one color light photomicrograph plate and a second scanning electron photomicrograph plate of specimens of *Paulinites paranaensis*.

The paper concludes that with the help of spores, the stratigraphic range of *Paulinites paranaensis*, from the Malvinokaffric Realm, and which is restricted to the Paraná Basin, is latest Emsian (to possibly earliest Eifelian). Most revealing is that the authors state that there is not much to be added to the excellent description of *P. paranaensis* done by Lange in 1947.

A. Le Hérisse provides the final contribution to this volume in Chapter 5's "A reappraisal of F. W. Lange's 1967 algal microfossil studies. As Le Hérisse states, Dr. F.W. Lange was particularly well known for his studies on South American paly-nomorphs, and in particular his two 1967 publications which focused on acritarchs, especially the netromorphs, and algal remains. In this contribution, Le Hérisse revisits the 19 acritarch taxa from Lange's original material and revises the taxonomy as well as proposing a new species, *Bimerga paulae*. Following introductory remarks about Dr. Lange's interest and study of acritarchs and related palynomorphs, Le Hérisse discusses the acritarchs (used in the original sense of the word) from Lange's studies.

For each of the taxa discussed, Le Hérisse provides the original citation to Lange's 1967 paper, a synonymy if applicable, a Remarks section and an Occurrence section. The Remarks section contains morphologic information about the species, as well as a history of the species and comments about what the author thinks of the taxon. This is particularly true in the discussion of *Maranhites*, where the author proposes to change the type species for *Maranhites* to *Maranhites mosesii* (Sommer 1956) Brito 1967, which he formally does in this paper. He also provides a lengthy discussion on *Maranhites* and the five species assigned to that genus.

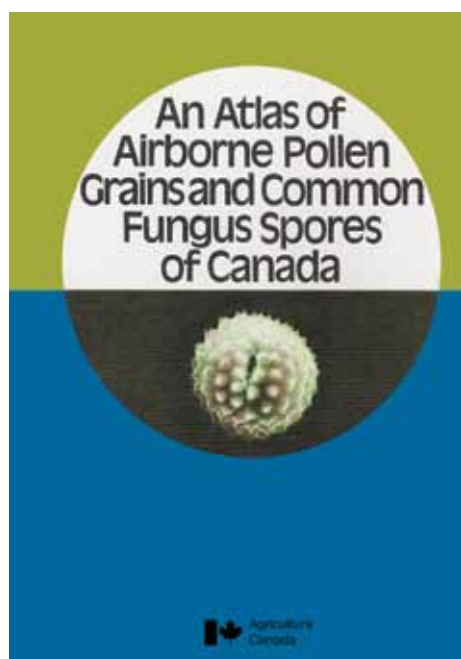
The taxonomic reappraisal of the acritarch species recorded in Lange's 1967 paper (Subdivisão bioestratigráfica e revisão da coluna siluro devoniana da Bacia do Baixo Amazonas) produces a stratigraphic picture emblematic of the Silurian-Devonian palynostratigraphy and zonations that have recently been proposed for Brazil, Bolivia, and adjacent regions, thus confirming the accuracy of his pioneering and seminal work. However, a note of caution is added that this reappraisal of his original material is based on the published photomicrographs, rather than the actual specimens.

I very much enjoyed this volume honoring Dr. F. W. Lange, in part, because I have used his publications in my own research, and also for the personal insights into the man. Petrobras is to be congratulated for providing generous financial support for the publication of this useful bilingual volume.

Essays in honour of Frederico Waldemar Lange, pioneer of Brazilian micropaleontology by Elvio P. Bosetti, Yngve Grahn, and José Henrique G. Melo. ©2011. Editora Interciência Ltda, Rua Verna Magalhães, 66 - Engenho Novo, Rio de Janeiro - RJ - 20710-290. 179 pages English portion, 184 pages Portuguese portion. This book can be ordered from Editora Interciência, Rio de Janeiro, email: vendas@editorainterciencia.com.br. 92 R\$ + freight (within Brazil), \$52.00 U.S. + freight (outside Brazil).

ORDER YOUR COPY TODAY!

Banff National Park in Alberta



AASP—The Palynological Society has been granted permission to reprint this 1978, long out-of-print publication. It is reproduced in its entirety with no changes to the text, figures, or photographs. The only change is that this AASP publication is bound with a heavy spiral binding rather than a hard-bound book like the original. The spiral binding allows the pages to lay flat if the purchaser wants to use the book while working at a microscope.

The best and fastest way to order any AASP publication is via our secure web site at: <http://www.palynology.org>.

321 pages; 160 figures/photographs; numerous tables/charts.

Publication cost: \$30.00 (printed copies only at this time).
Add shipping costs: to a U.S. address by Media Mail is \$4.00; shipping costs to a **non-U.S.** address is \$13.00.

AASP Foundation 2013
Dallas, Texas, U.S.A.
ISBN: 978-0-931871-09-2

The 1995 AASP Contributions Series No. 30, *Pollen of the Southeastern United States: with emphasis on Melissopalynology and Entomopalynology*, is again available in a limited printing. 184 pages, 616 individual SEM photos; spiral bound. The publication may be ordered through the AASP secure website listed above. Publication cost is \$30.00. Shipping costs: to a U.S. address by Media Mail is \$4.00; shipping costs to a **non-U.S.** address is \$13.00.



An AASP-sponsored student analyses the 9th International Symposium on the Cretaceous System, Ankara, Turkey

By W. Radmacher

From September 1st to 5th, 2013, approximately two hundred geoscientists from around the world came to Ankara, Turkey, for the 9th International Symposium on the Cretaceous System to present their latest investigative results. The conference featured sessions on the Cretaceous period, and the main topics included biostratigraphy, paleoceanography, tectonic evolution, KT boundary, paleoclimate, sedimentology and petroleum exploration in Cretaceous basins. Among the methods, the most popular fossil groups included ammonites, benthic and planktonic foraminifera and algae. For me, like each PhD student working on Cretaceous biostratigraphy, palaeoenvironment and palaeoclimate, it was necessary to attend the conference in order to share my PhD results, gather current scientific knowledge, and meet the top specialists in this field.

I had the pleasure of receiving the AASP Travel Award to the Annual Meeting – support for travel expenses to the 9th International Symposium on the Cretaceous System in Ankara (Turkey).

I gave a presentation based on my three-year work at the Polish Academy of Science in Kraków (Poland) and at the University of Bergen (Norway). The title of the presentation was “A Late Cretaceous biostratigraphical and palaeoenvironmental study of the Norwegian Sea and Barents Sea area – application of dinoflagellate cysts and foraminifera”. My study subject involved analysis of dinoflagellate cysts and other palynomorphs recovered from cores from scientific expeditions and industrial drilling. I also presented the comparative results of my colleague Eiichi Setoyama, whose PhD project was mostly based on benthic agglutinated foraminifera.

The symposium began on Sunday with an opening ceremony and a keynote speech by Celal Şengör, who emphasized the importance of the Cretaceous period. Three parallel sessions on different topics held at the same time forced the audience to make responsible decisions. There were a few special guests that are worth mentioning. Helmut Weissert discussed

perturbations of the global carbon cycle and the Oceanic Anoxic Events. Brian Huber gave a talk about Cretaceous evolution of planktonic foraminifera in connection to paleoceanographic events. Cretaceous eustatic sea levels were 'revisited' by Bilal Haq. The final keynote speech came from Ian Jarvis, who gave a talk about the Cretaceous paleoenvironmental changes based on multi-proxy analyses. He demonstrated his findings by using case studies from the Tethyan and Boreal Upper Cretaceous sediment

over the world, made the 9th International Symposium on the Cretaceous System an extremely successful meeting.

The mid-symposium Haymana Basin field trip, gala dinner and other attractions provided pleasant breaks between the interesting presentations. Even though I was not able to attend all of the events, I am glad that I had the possibility to be present at the symposium and take part in most of the scientific activities. I must add that the visit to a country characterized by a different culture and traditions than Poland added additional excitement to my experience. A visit to the Museum of Anatolian Civilisation, Gençlik Park, the trade center (ÇıkırıçılarYokuşu) and a few other places in Ankara were a source of unforgettable impressions. For a long time I will remember the taste of real Turkish 'kebab' and traditional tea (çay) served in special glasses.

I am very happy to officially acknowledge the Organizing Committee for their excellent work in preparing such an outstanding meeting. In addition, I would like to thank the following organization for providing samples and financial support allowing for my PhD research: the Research Council of Norway, the University of Bergen, Sintef, FRSE, Statoil, APT, the Norwegian Petroleum Directorate and Laboratory of Paleobotany and Palynology, Utrecht University. Last but not least, I would like to thank AASP (the Palynological Society) for the travel grant I received, without which I would not have been able to take part in the Cretaceous Symposium. I am certain that this meeting was an important step forward in my final research phase, directing me in the defence of my PhD dissertation.



The Roman Baths of Ankara were constructed by the Roman emperor Caracalla (212-217) in honor of Asclepius, the God of Medicine (source: Wikipedia).



2013 Shell Lecture Series Workshop at Rhodes University, South Africa

A summary by Annette E. Götz, Rhodes University

In 2013, the Geology Department at Rhodes University, South Africa continued the Shell Lecture Series and hosted the one week workshop *Biostratigraphy for Palaeoenvironmental Reconstructions and Correlations*, November 11-15 which was attended by 18 researchers and students from seven South African universities (University of Cape Town, University of the Free State, University of the Witwatersrand, University of Pretoria, Nelson Mandela Metropolitan University, University of Fort Hare, Rhodes University) and Nigeria.

The workshop was presented by Katrin Ruckwied (Shell), Iain Prince (Shell), and Annette E. Götz (Rhodes University) and main emphasis was placed on palynology and palynofacies, but a short introduction was also given for all other microfossil groups used in industrial biostratigraphy. Lectures and microscopic exercises during the first two days of the workshop provided the participants with the necessary knowledge on the different terrestrial and marine palynomorphs and their application in biostratigraphy. This introductory part was followed by three days of exercises focussing on data interpretation and standard biostratigraphic work flows during exploration as well as palaeoenvironmental reconstructions and correlations. Several case studies from the hydrocarbon industry were presented to demonstrate the different applications of biostratigraphy during exploration, appraisal and production in conventional and unconventional plays.

This inter-university workshop successfully continued the meanwhile established Shell Lecture Series at Rhodes University, which started in 2012 with the first biostratigraphy workshop, followed by a seismic course in June 2013. The next workshops are planned for June and November 2014 and for further information and registration please regularly visit our webpage: <http://www.ru.ac.za/geology/shelllectureseries/> or contact the course organizer (a.gotz@ru.ac.za).

Photo caption: Participants of the 2013 Shell Lecture Series Workshop *Biostratigraphy for Palaeoenvironmental Reconstructions and Correlations* at Rhodes University, South Africa. Front row (from left): Prof Annette E. Götz (Rhodes University), Lara Sciscio (University of Cape Town), Prof Marion Bamford (University of the Witwatersrand), Estelle Pretorius (University of Pretoria), Claire Browning (University of Cape Town), Sonwabo Nkani (University of Fort Hare), Adriaan Odendaal (University of the Free State), William Krummeck (University of Cape Town). Middle row (from left): Dr Katrin Ruckwied (Shell), Ernest Uzodimma Durugbo (Lagos, Nigeria), Dr Rose Prevec (Rhodes University), Robert Muir (University of Cape Town), Marakeng Rhudolf Madigoe (University of Fort Hare), Shereen Slamang (Nelson Mandela Metropolitan University), Susan Serfontein (University of Pretoria). Back row (from left): Brenton Fairey, Jarred Land (Rhodes University), Adam Moodley (University of Cape Town), Dr Iain Prince (Shell), Moshood Olayiwola (University of the Witwatersrand), Manoko Maggie Marokane (Rhodes University). Photo: G. Costin.

OBITUARIES



PAUL NYGREEN

Reflections on the Life of Paul W. Nygreen
By Lanny H. Fisk, Joyce Lucas-Clark, and Ron Dunn.

Paul W. Nygreen (age 88), first President of the American Association of Stratigraphic Palynologists (1967-1968), passed to his rest on 11 November 2013, only two weeks after being honored at the San Francisco meeting.

His immediate family (wife Mary, daughter Ann, and son Byron, all in attendance at the San Francisco meeting) say that Paul may have gone earlier, but they think that he held on in order to attend the meeting and be honored with AASP Honorary Membership.

Paul was born on 15 May 1925 in northwestern Washington State, one of four children born to Theodore and Emily Nygreen. His early years were spent in Bellingham, sandwiched between Puget Sound to the west and the Cascade Range to the east. Surrounded by this natural beauty, at an early age Paul developed a great love of the outdoors. He was happiest when he was in the Cascade Range camping, hiking, and fishing. It was while exploring that region of incredible beauty that Paul first had thoughts of pursuing a career in geology and paleontology. When he was sixteen, Paul's family moved to Seattle, where he attended and in 1943 graduated from Roosevelt High School. He then enrolled for his freshman year at the University of Washington. But this was not to be a quick four-year process for Paul. It would take ten years before Paul would earn his undergraduate degree (BSc in Geology) in 1953. In 1955, he earned a masters degree in geology from the University of Nebraska with a MSc thesis on Pennsylvanian fusulinid biostratigraphy. His thesis was published in 1958 by Utah Geological and Mineralogical Survey as Bulletin 61 "Oquirrh Formation - stratigraphy of the lower portion in the type area and near Logan, Utah" (67 p.). Shortly after graduating from Nebraska, Paul joined Chevron Oil Company as a micropaleontologist/palynologist/biostratigrapher and spent 31+ years working for Chevron primarily as a palynologist, specialist in source rock maturation, and biostratigrapher. His work with Chevron would take Paul and his family to Midland and Amarillo, Texas; to Perth, Australia; to Dhahran, Saudi Arabia; and finally to San Francisco, where he retired after a distinguished career.

Paul was a Founding Member and First President of AASP and a 50-year Fellow of the Geological Society of America. Although most of his research was proprietary and resides as unpublished company reports in Chevron files, he did publish

several peer-reviewed, palynological papers, including:

Hemer, D. O., and Nygreen, P.W., 1967, Algae, acritarchs and other microfossils incertae sedis from the lower Carboniferous of Saudi Arabia: *Micropaleontology*, vol. 13, p. 183-194.

Synopsis: Described eight species of algae; seven new genera and fifteen species (fourteen new) of acritarchs; and one new genus and two new species of other microfossils incertae sedis from the lower Carboniferous of Saudi Arabia.

Hemer, D.O., and Nygreen, P.W., 1967, Devonian palynology of Saudi Arabia: *Review of Palaeobotany and Palynology*, vol. 5, p. 51-61.

Synopsis: Palynological zonation of a Devonian section encountered in a borehole in northern Saudi Arabia, with comparison with the published palynological zonation of the Russian Platform.

Nygreen, P.W., and Bourn, O.B., 1967, Morphological variation of "Potonieisporites" in a late Pennsylvanian florule: *Review of Palaeobotany and Palynology*, vol. 5, p. 325-332.

Synopsis: Zonosaccate specimens from an Upper Pennsylvanian shale exhibit morphological transitions from *Potonieisporites* to the genera *Candidispora*, *Guthoerlisporites*, and *Nuskoisporites*.

Clendening, J.A., and Nygreen, P.W., 1976, *Nanoxanthiopollenites*, a new monolete miospore from the Upper Pennsylvanian of Kansas: *Palynology*, vol. 15, p. 125-128.

Synopsis: *Nanoxanthiopollenites mcmurrayi* gen. et sp. nov. described from the Bonner Springs Shale, Zarah Subgroup, Kansas City Group, Missourian Stage, Upper Pennsylvanian Series of Johnson County, Kansas.

A memorial service for Paul was held at San Ramon Valley United Methodist Church on 20 November 2013. In attendance representing AASP were Past President Joyce Lucas-Clark and current President Lanny H. Fisk. Paul will be remembered for his vision and leadership provided at the beginning of AASP. Without his dedicated leadership of the organization at its beginning, his guidance later as chairman of the Constitution Committee, and his input on bylaw changes, AASP-TPS would not be the organization we are today. Paul will also be remembered for his moniker "Too Tall Paul" and his rather unique sense of humor, one that his son Byron described as "somewhere between dry and demented."

Paul was a true student of life, one whose curiosity was always leading him to make new discoveries both about

himself and the world of which he was a part. In his own words (from a Newsletter article written for the 25th anniversary of AASP), Paul was dedicated to “the contemplation of the being of nature and the nature of being.” Our organization is certainly better for having had Paul as our First President and this world is a better place because of his life.



AUREAL CROSS

Aural T. Cross: World class coal geologist, palynologist, paleobotanist and educator passed away. By Tom L. Phillips

An Ohioan by birth, June 4, 1916, in Findlay, Hancock County, Aural T. Cross grew up on a dairy farm near Waterloo at Castle Hill. He was the second of five children of Congregational Minister Raymond W. and Mrs. Myra Jane Coon Cross. Aural's grade school education was mostly in a one-room school at Castle Hill, then to East Waterloo, junior high and high school, where music was as important as farm work before and after classes. On a history and music scholarship at Coe College in Cedar Rapids, Aural was drawn to L. R. Wilson's physical geology course and the summer reconnaissance trips. Graduating from Coe College in 1939 with an honors thesis on pollen analysis, Aural completed his Masters in 1941 and a PhD thesis in 1943 at the University of Cincinnati with J. H. Hoskins on Pennsylvanian age plants from coal-balls. During 1942–1946 he taught premedical U.S. Navy students at the University of Notre Dame with a 1943–1944 leave as a National

Research Council Fellow. Aural and Christina Aleen Teyssier met during 1943 in Pittsburgh and married in 1945. Aural replaced K. E. Caster, his paleontology mentor, for three and one half years (1946–1949) in the Geology Department at Cincinnati, and did field mapping for the Ohio Geological Survey during the summers. Cross established (1949–1957) productive graduate training and research programs in the West Virginia University Geology Department and the West Virginia Geologic and Economic Survey where he had dual appointments. His move (1957–1961) to Exploration Geology, at Amoco's Pan American Petroleum Corporation Research Center in Tulsa, Oklahoma, permitted him to develop and supervise a major palynological research group. The return to academia (1961) at Michigan State University in East Lansing resulted in one of the most comprehensive graduate training programs in paleobotany, palynology, biostratigraphy and paleoecology in North America. Although Aural Cross officially retired in 1986, he has continued research projects, publication of manuscripts, attends professional meetings with Aleen, and has kept in touch with several generations of his students as well as with many colleagues. He has received numerous awards, none more deserved than those recognizing his outstanding contributions as a teacher, coal geologist, and paleobotanist.

He passed away on December 1st, 2013 after suffering a major stroke a few days earlier.



RAMAKANT KALGUTKAR

Dr. Ramakant M. Kalgutkar passed away peacefully on Saturday, December 14, 2013 at the age of 84 in Calgary, Alberta.

Dr. Kalgutkar is survived by his wife, Sushma Kalgutkar; son, Sanjiv (Patricia) Kalgutkar; granddaughter Renee Kalgutkar; and grandson Jeremie Kalgutkar. Aja will be dearly missed by all his family and friends. He loved his family very much, especially his two grandchildren, the “gems” of his life.

As per his request, a short and dignified Funeral Service was held at CALGARY CREMATORIUM, 3219 – 4th Street NW, (within the valley of Queen's Park Cemetery) on Thursday, December 19, 2013 at 2:00 p.m. Please forward condolences through www.hffs.com.

Special thanks to Dr. Lonradie and the nurses and other staff of Unit 94 at Rockyview General Hospital. Also, special thanks to all the friends who have (and continue) to look after his wife, Sushma, during this difficult time in her life.



AASP-The Palynological Society 47th Annual Meeting
Participation in the
4th International Palaeontological Congress Mendoza,
Argentina

GO TO:

<http://www.ipc4mendoza2014.org.ar/aasp/>
FOR ALL DETAILS!

CALL FOR SYMPOSIUM TOPICS

AASP-The Palynological Society was founded in 1967 and has become the foremost palynological organization in the world. The Society currently has 400+ individual members from all corners of the world, and brings together the many facets of the palynological sciences including paleopalynology, stratigraphic palynology, Quaternary palynology, forensic and medical palynology, and melissopalynology. The Society, through agreement with Taylor & Francis (UK Ltd.), publishes the journal PALYNOLOGY, of which two issues appear annually, as well as additional Special Issues of the journal on specific topics. The Society also publishes

a quarterly Newsletter, and in association with the AASP Foundation publishes the larger Contribution Series and other special palynology publications. Finally, the Society oversees our recently re-designed website: www.palynology.org.

The major aims of the Society are to foster the study of organic-walled micro-organisms, both fossil and their living relatives, and to collect, archive and disseminate palynological information to the scientific community and general public. As part of these aims, the Society will hold its 47th Annual Meeting in cooperation with the 4th International Palaeontological Congress (IPC) in Mendoza, Argentina.

4TH INTERNATIONAL
PALAEONTOLOGICAL
CONGRESS

The history of life:
A view from the Southern Hemisphere



September 28 - October 3, 2014
MENDOZA, ARGENTINA



4TH INTERNATIONAL PALAEOONTOLOGICAL CONGRESS

The history of life:
A view from the Southern Hemisphere



September 28 - October 3, 2014
MENDOZA, ARGENTINA



The goals of this meeting are to cooperate and integrate with the larger global paleontological community, and to introduce and present the palynological sciences to a global audience. It is envisaged that AASP-TPS members and other welcome palynologists will propose, promote and convene special symposia on palynological topics at the Congress. We currently welcome all proposals for palynologically-themed symposia. We further encourage participation in the many high-quality fieldtrips associated with the Congress. All current information regarding the Congress is given at the website: www.ipc4mendoza2014.org.ar

Along with these quality palynological technical sessions, AASP-TPS will also be holding two Board Meetings and a Business Luncheon, and will also be organizing several social activities. We believe the general backdrop of Mendoza will be conducive to active technical involvement and scientific networking for our members, and also provide very comfortable surroundings for leisure and social activities.

All proposals for palynologically themed symposia and technical sessions should be sent to:

Dr. Thomas D. Demchuk (thomas.d.demchuk@conocophillips.com) who will act as the AASP-TPS Liaison to the general Congress Committee. AASP-TPS members involved directly in the larger IPC include General Chair Claudia Rubinstein (crubinstein@mendoza-conicet.gob.ar), and Fieldtrip Leader Mercedes Prámparo (mprampar@mendoza-conicet.gob.ar).

We very much look forward to AASP-TPS participation in the larger Congress, and we strongly encourage participation and involvement from the AASP-TPS membership. Any questions and comments should be forwarded to Dr. Thomas D. Demchuk.

Regards,
Dr. Thomas D. Demchuk

Contributors



Centro de
Congresos y
Exposiciones



A PhD studentship is available for the NSERC-funded program: "Pliocene dinoflagellate cysts, geochemistry, and paleoceanography of the North Atlantic region" in the Department of Earth Sciences, University of Toronto, Canada. Application deadline: January 15, 2014 (but see below).

Description of PhD project:

The North Atlantic Current (NAC) and thermohaline circulation are major drivers of global climate change, transferring heat and moisture to high northern latitudes. Moisture is necessary for ice sheets to accumulate, thereby increasing albedo and causing global temperatures to drop. Hence, the Northern Hemisphere, through its capacity to grow extensive continental ice sheets, has been a major amplifier of global climate change at least since the Late Pliocene. The changing dynamics of the NAC and polar front are accordingly critical to our understanding of past and future climates.

The project will focus on several discrete intervals of the Pliocene and Pleistocene, including 1: Marine Isotope Stage (MIS) M2 which occurred 3.29 Ma and represents the first severely cold episode of the Pliocene (e.g. De Schepper, Head & Groeneveld, 2009), and 2: the Plio-Pleistocene boundary interval at around 2.6 Ma (Gibbard et al., 2010). Additional time slabs during the Early and Late Pliocene will be chosen to address the impact of progressive restriction and closure of the Central American Seaway on North Atlantic circulation. The successful candidate will have flexibility to choose specific time slabs and sites. A novel combination of proxies (dinoflagellate cysts, alkenones, foraminiferal Mg/Ca ratios and oxygen isotopes, ice-rafted debris) will be used to reconstruct sea-surface temperature, salinity, evidence of ice melting, and NAC strength.

The project, under the supervision of Prof. Martin J. Head, will include collaboration with Dr Stijn De Schepper (Bergen University, Norway), Dr Jeroen Groeneveld (Bremen University, Germany), and Dr Jan Hennissen (British Geological Survey). It is scheduled to begin September 2014.

Recent literature relevant to project:

De Schepper, S., Head, M.J., Groeneveld, J. 2009. North Atlantic Current variability through marine isotope stage M2 (circa 3.3 Ma) during the mid-Pliocene. *Paleoceanography*, 24: DOI: 10.1029/2008PA001725.

De Schepper, S., Fischer, E., Groeneveld, J., Head, M.J., and Matthiessen, J., 2011. Deciphering the palaeoecology of Late Pliocene and Early Pleistocene dinoflagellate cysts. *Palaeogeography, Palaeoclimatology, Palaeoecology*, 309: 17-32.

Gibbard, P.L., Head, M.J., Walker, M.J.C. and The Subcommission on Quaternary Stratigraphy, 2010. Formal ratification of the Quaternary System/Period and the Pleistocene Series/Epoch with a base at 2.58 Ma. *Journal of Quaternary Science*, 25(2): 96-102.

How to apply:

The on-line application for admission to the Fall (December) 2013 session at the University of Toronto, Graduate Department in Earth Sciences, is now available.

- 1) Please go to the Earth Sciences website at <http://www.es.utoronto.ca>
- 2) Click on the Graduate Studies photo
- 3) Scroll down to Prospective Students
- 4) Click on HOW TO APPLY, read carefully and follow the instructions.

Although the application deadline is January 15, 2014, please check the on-line application for admission NOW to determine how much time is needed to assemble all the necessary documentation. For any questions relating to this project, please contact Prof. Martin J. Head (mjhead@brocku.ca). You are encouraged to contact Prof. Head prior to applying.

Martin J. Head, PhD CGeol
Professor
Department of Earth Sciences
Brock University
500 Glenridge Avenue
St. Catharines
Ontario L2S 3A1
CANADA

Professor (status only), Department of Earth Sciences, University of Toronto, Canada
Chair: ICS Subcommission on Quaternary Stratigraphy: <http://www.quaternary.stratigraphy.org.uk>
Phone: 905 688 5550 ext 5216
Email: mjhead@brocku.ca
Home page: <http://www.brocku.ca/mathematics-science/departments-and-centres/earth-sciences/people/faculty/martin-j-head>



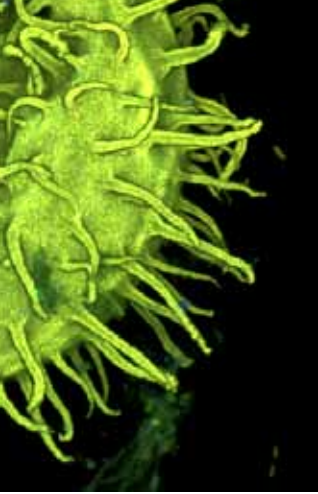
Dear Reed:

The AASP-TPS would like to express its gratitude for the 28 years of service you gave to the Society as book review editor.

Thank you!

We will miss working with you on every issue of the newsletter!





DINO11 Nominations: Bordeaux and Bremen

Dear dino community, in the following text, you will find nominations from two interested parties for the next DINO11 to be held in 2017. The presentations are in alphabetical order. Please, register your vote in the survey that I have set up here:

<https://www.surveymonkey.com/s/8XPFHB2>

The deadline is the 15th January 2014, 4pm, London time.

Bordeaux Nomination

Please, find with this message, the nomination we propose for Bordeaux University, to hold the next DINO meeting.

The decision to nominate Bordeaux has been here already collegially co-opted and will in fact gather all the French “DINOS” community, both from living and fossil perspectives (please, see below the list of institutes who have been contacted for this event).

The hosting laboratory will be EPOC (Environnements et Paléoenvironnements Océaniques et Continentaux, <http://www.epoc.u-bordeaux.fr/index.php?lang=en&page=accueil>) one of the rare institutes in Europe which is mixing micropaleontological and biological approaches to study modern and past environment evolution throughout time. EPOC research teams are strongly imbedded in national and international collaborations and have already held several major conferences (the 8th International Conference on Paleooceanography-ICP8 in 2004, the 23th Réunion des Sciences de la Terre - RST in 2010 - <http://www.rst2010.epoc.u-bordeaux1.fr/index.php>). Located in the South-west of France, close to the Atlantic coast and the Pyrenees, the Bordeaux town is one of the most popular touristic site (<http://www.bordeaux.fr/>) and since 2007 listed as a UNESCO World Heritage Site (http://www.bordeaux-tourisme.com/uk/bordeaux_patrimoine_mondial/introduction/bordeaux_patrimoine_mondial_index.html). The Bordeaux wine, the long Aquitanian sand beaches, the Arcachon bay, the Landes forest and the country sides make this area one of the most attractive and diversified landscapes of France. The site is just 2 hours away from the Pyrenees and the Basque coast where beautiful field trips could be organized (see for example what was done for the RST in 2010 : http://www.rst2010.epoc.u-bordeaux1.fr/excursions_en.php). Additionally, the Aquitaine basin holds internationally referenced geological sites (Burdigalian and Aquitanian stratotypes, K/T boundary, Quercy phosphorites, dinosaur tracks).

We already obtained confirmations of support from our local management directors and from the APLF (association des palynologues de langue française, <http://laplf.org/>) group.

Below are listed some of the potential partners for this adventure.

All the very best, Frédérique and Laurent

1. Involved people from the EPOC group (local organization):

Marie - Hèlène **Castera**, Frédérique **Eynaud**, Laurent **Londeix**, Linda **Rossignol**, Jean-Louis **Turon** (paleoclimatology team/ biostratigraphy and paleobiodiversity) & Yolanda **Del Amo** (Ecology and Biogeochemistry of Coastal Systems)

2. French Institutions which already manifested their interest in this meeting and will be probably involved in the organization (sessions, scientific committee...)

For living dinoflagellates:

- ECOSYM « Ecology of Marine Coastal Systems » Laboratory - UMR CNRS **Montpellier II University**, CC 093 – Place E. Bataillon – 34095 Montpellier cedex 05 (Mohamed Laabir)
- Observatoire Océanologique de Villefranche sur mer, **Université Pierre et Marie Curie**, Laboratoire d'Océanographie de Villefranche, CNRS UMR 7093 -BP 28, 06234 Villefranche-sur-mer –France (Rodolphe Lemée)

For the fossil realm:

- UMR CNRS/MNHN/UPMC 7207 Centre de recherche sur la paléobiodiversité et les paléoenvironnements, **Université Pierre et Marie Curie** (Edwige Masure)
- CNRS UMR 8217 Géosystèmes, **Université Lille 1**, UFR des Sciences de la Terre, 59655 Villeneuve D'Ascq cedex (Thomas Servais)
- Laboratoire Domaines Océaniques (LDO), IUEM, Place Nicolas Copernic, Technopôle Brest-Iroise, **Université de Bretagne Occidentale**, 29280 Plouzané (Aurélien Penaud)

Bremen nomination

Dear Dinoflagellate scientific community,

With this mail we like to nominate Bremen as a location to host the Dino 11 meeting in 2017 at the MARUM.

As a major concept of the meeting we would like to revive the primary conceptual idea of the Dino conference series as a platform for an interactive exchange of knowledge and scientific developments in the dinoflagellate based research fields, combining biology, geology, chemistry, life sciences, climate and environment, in the academic world, industry, consultancy and non-profit organisations. This will be achieved through obtaining from these communities information on their scientific expectations, needs, wishes, demands and developments in an early state of organisation. Based on these requirements a more detailed conference structure will be developed in which an interdisciplinary exchange of information will be a central point. With this concept in mind, a largely local initiating committee has formed consisting of:

- Mona Hoppenrath (Senckenberg Research Institut Wilhelmshaven- biology/life sciences/biodiversity)
- Dirk Mustermann (TNO, Utrecht, Netherlands - geology/industry/consultancy)
- Gerard Versteegh (MARUM/University of Bremen, organic geochemistry, environmental and climate science - academia)
- Karin Zonneveld (MARUM/University of Bremen, environment and climate science / academia and non profit organisations).

This local group will form the backbone of the larger scientific committee that will have a balanced coverage of the above mentioned interest groups.

At the MARUM we will have the support of the MARUM "science communication department" which is a professional team within the Science Center MARUM that is specialised in the organisation of conferences and workshops of all sizes (from 50 to 2000 participants), exhibitions, PR activities etc.

Furthermore, MARUM has the possibility to provide financial support for the organisation and execution of the Dino 11 conference.

The MARUM is extremely well equipped with a lab infrastructure that features a unique set of state-of-the-art high-capacity facilities, both for the initial handling and for sophisticated analyses of marine sediment and water samples.

It has excellent teaching facilities providing an ideal environment for the execution of workshops and practical demonstrations. For instance, these include 25 high quality microscopes, high quality camera- and electronic data systems, high speed access to world-wide databases etc.

Apart from this, the MARUM is located in close distance to other research institutes such as the Alfred Wegener Institute of Polar Research (AWI) in Bremerhaven and the Senckenberg Research Institute in Wilhelmshaven (less than an hour distance). Also these institutes are very well equipped for the execution of workshops and very much welcome visitors. For instance the educational laboratory of the Senckenberg Institute (located direct along the Wadden Sea with free view over the tidal flats) is equipped with 25 high quality light microscopes).

As field trips we can easily organise:

- Visits to the major German Lagerstätten (such as Solnhofen, Messel, Enspel) in combination with visits to German cultural heritage (of course the good gastronomical heritage won't be forgotten.....next to "beer and bratwurst" there is quite a lot to taste :-).
 - Visits to the World Heritage Wadden Sea with a possibility to sample plankton and ("living") sediment which may include a walk crossing the Wadden Sea at low tide from the mainland to an island, a typical seafood dinner and transit back by ferry (or for those who do not want to walk, also a transit to the island by ferry).
 - Ice age geology of northern Germany combined with visits to prehistoric megalithic sites, exhibitions of famous northern German Jugendstil and impressionist artists"
 - It might also be possible to organise a one day marine expedition in the German Bight....this of course would then be available for a limited number of participants.
- As already indicated the scientific excursions can be combined with visits to often internationally less known German cultural sites, high quality gastronomymany excellent German wines for instance do not leave the county.... so visit us and taste them....., and modern and ancient, partly world famous, art and architecture.

Bremen is a student city with a very nice evening and night life with a lot of cheap bars and restaurants that serve excellent food. It has apart from the well-known "city musicians", a world heritage town hall, very nice medieval city centre that comes to life especially in the evenings and much more. Bremen has a well-developed public transport and is easy to reach from abroad with locally Bremen International Airport with many direct international connections and good and fast transit connections to all overseas destinations. The other international airports of Hamburg and Hannover are at about one hour distance by train.

Since Bremen and surroundings are amongst the cheapest places in Germany with respect to housing, gastronomy etc. and since we have excellent logistics at the MARUM and University we can keep the conference prices low.

We look forward to host the dino community

Regards, Mona Hoppenrath, Dirk Musterman, Gerard Versteegh and Karin Zonneveld